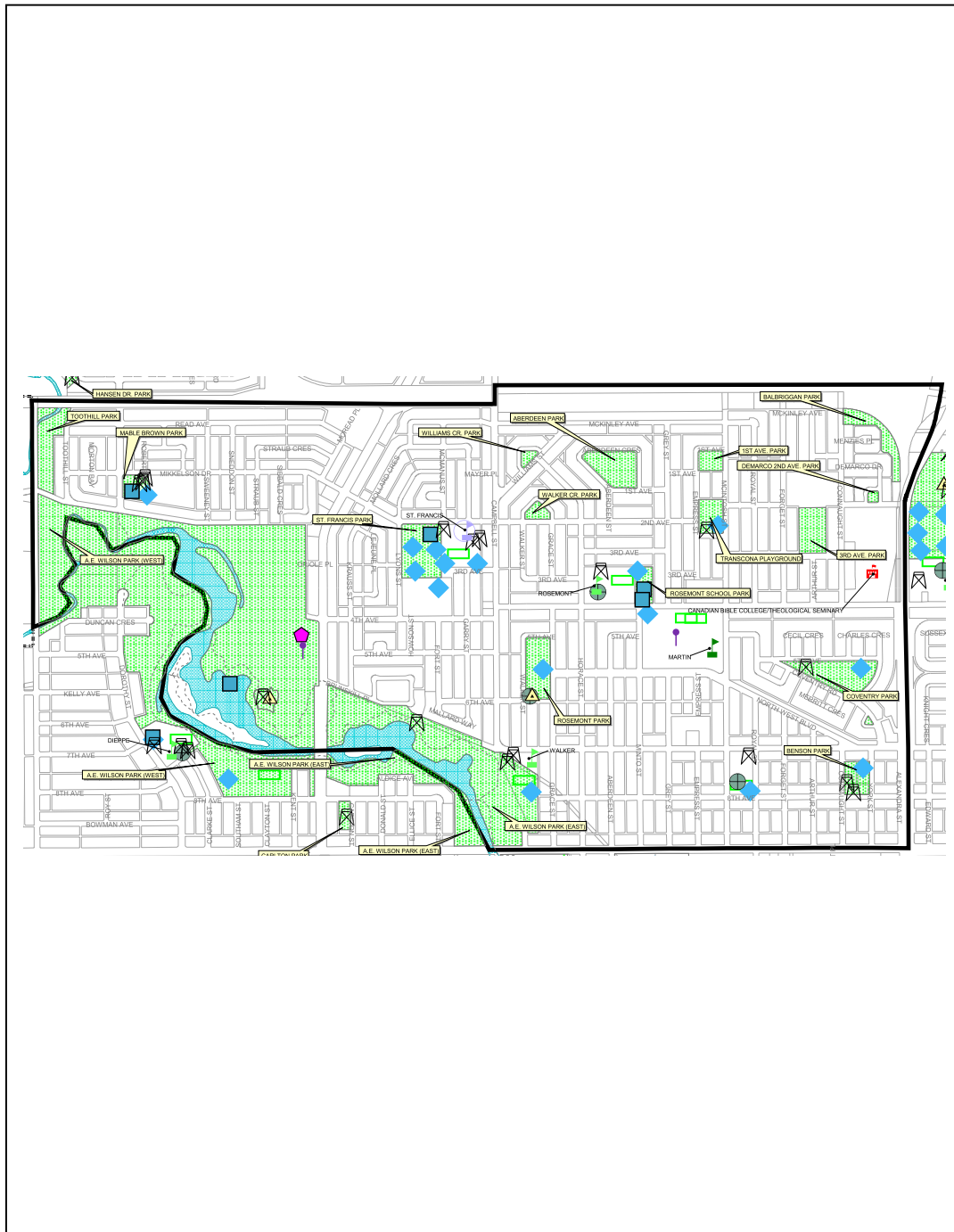
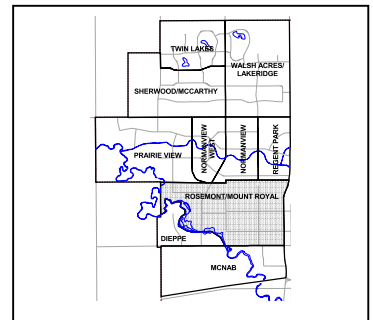
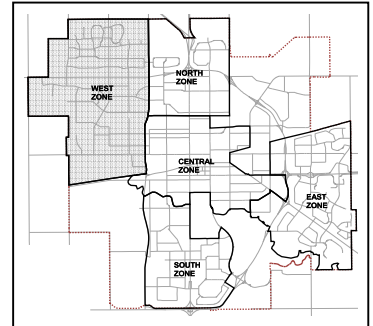


# ROSEMONT/MOUNT ROYAL

## 2001 Neighbourhood Profile



### WEST ZONE



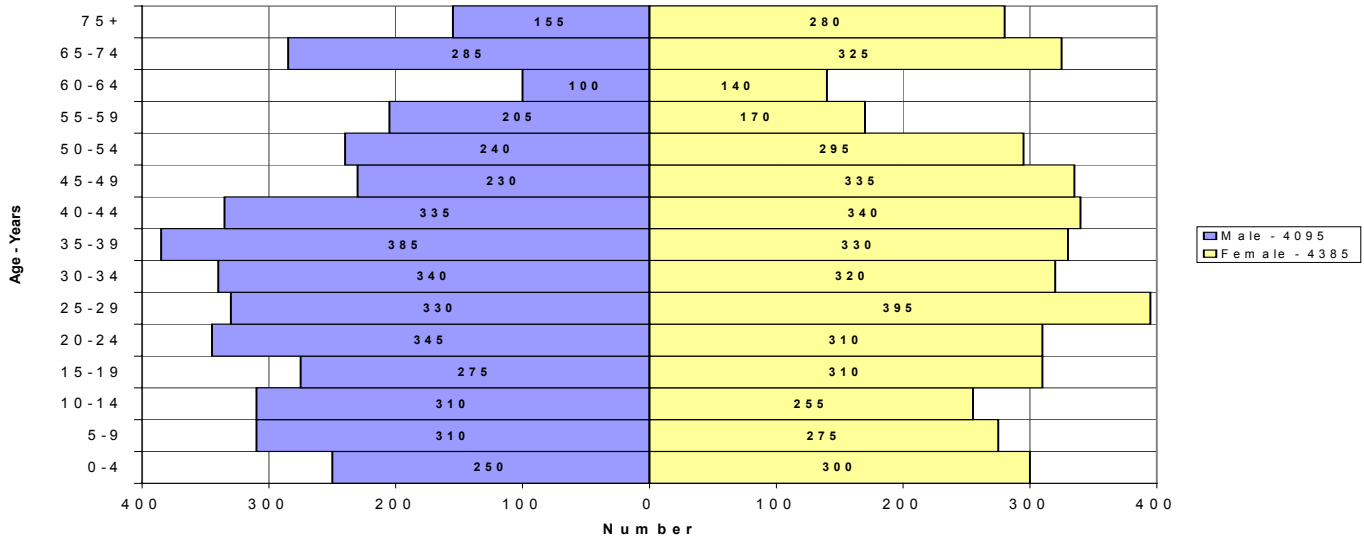
- Police Station
- Library
- Fire Station
- Public Elementary School
- Public High School
- Separate Elementary School
- Separate High School
- Other Education Facility
- Tennis Court
- Play Structure
- Spray Pad
- Outdoor Rink
- Recreational/Neighbourhood Centre
- Outdoor Pool
- Indoor Pool
- Curling Facility
- Basketball Court
- Baseball Diamond
- Arena
- Athletic Field
- Park
- Bike Path
- Hydrology
- Community Association Boundary
- Block Outline
- City Limits

### Rosemont/Mount Royal Quick Facts

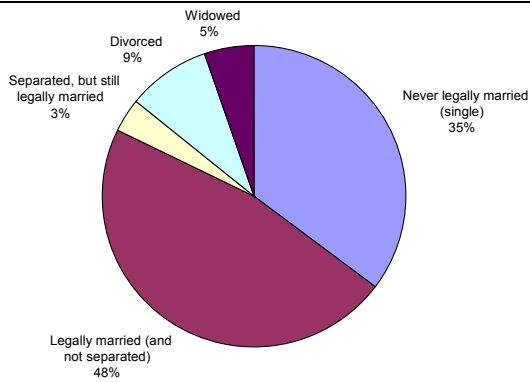
Total Population (2001): 8485  
 Average Income: \$47,595  
 Average Household size: 2.4 persons  
 Area: 410.9 hectares  
 Municipal Electoral Ward: Ward 8 – Councillor Vic McDougall



# Rosemont/Mount Royal Neighbourhood Population

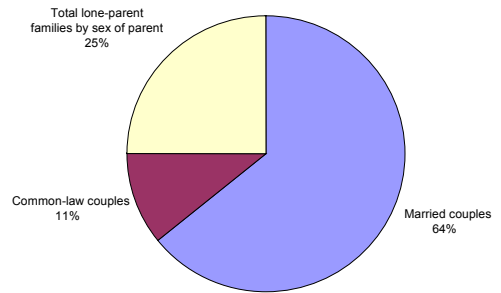


## Legal Marital Status (15 years and over)



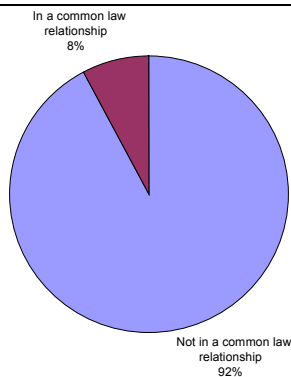
Never legally married (single)	2390
Legally married (and not separated)	3195
Separated, but still legally married	230
Divorced	605
Widowed	365

## Family Structure



<b>Married couples</b>	<b>1575</b>
Without children at home	780
With children at home	800
<b>Common-law couples</b>	<b>265</b>
Without children at home	150
With children at home	110
<b>Total lone-parent families by sex of parent</b>	<b>610</b>
Female parent	490
Male parent	125

## Common Law Status



Not in a common law relationship	6250
In a common law relationship	525

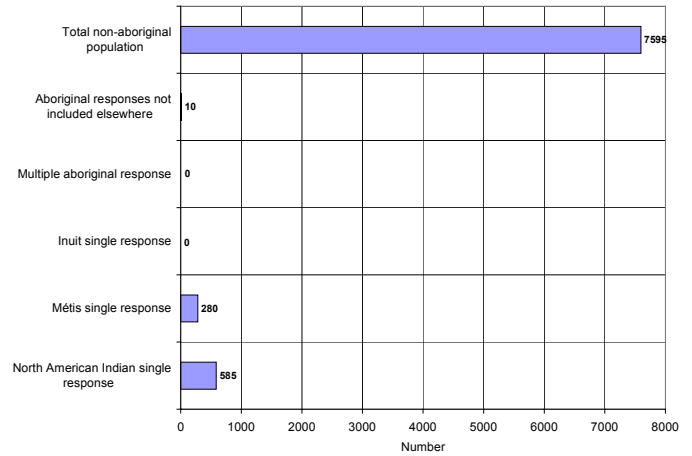
## Private Households

Total number of private households	3505
Total number of persons in private households	8435
Average number of persons per private household	2.4
<b>Total number of private households by household size</b>	<b>3500</b>
1 person	875
2 persons	1310
3 persons	575
4-5 persons	670
6 or more persons	65

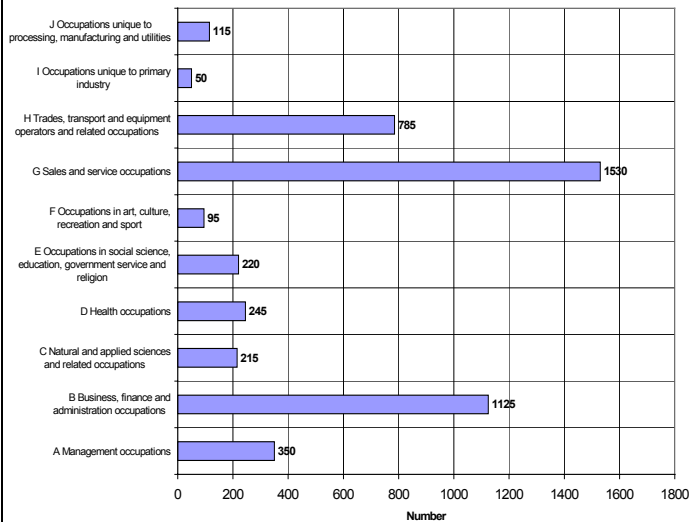
## Mobility Status (total population 1 year and over)

Total population 1 year and over	8370
Non-movers	6995
Movers	1370
Non-migrants	975
Migrants	395
Internal migrants	335
Intra-provincial migrants	250
Inter-provincial migrants	85
External migrants	60

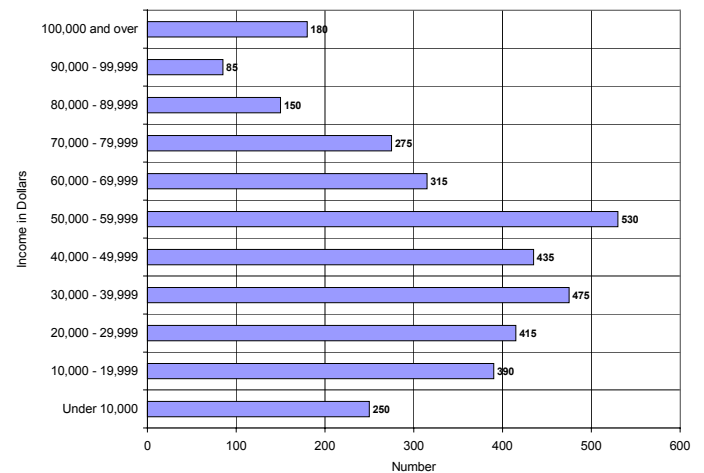
## Aboriginal Population



## Occupation of Labour Force



## Household Income

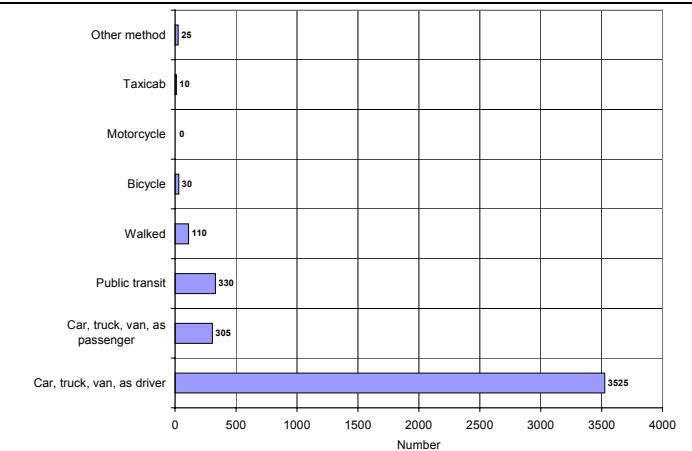


Average Household Income	\$47,595
Incidence of Low Income	18.1%

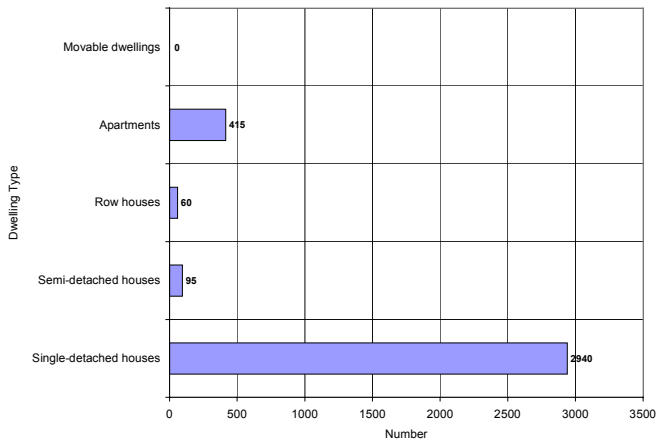
## Education Level (20 years and over)

<b>Less than grade 9</b>	<b>400</b>
<b>Grades 9 to 13</b>	<b>2385</b>
Without high school graduation certificate	1425
With high school graduation certificate	960
<b>Trades certificate or diploma</b>	<b>950</b>
<b>College</b>	<b>1130</b>
Without certificate or diploma	280
With certificate or diploma	850
<b>University</b>	<b>1335</b>
Without degree	755
With bachelor's degree or higher	580

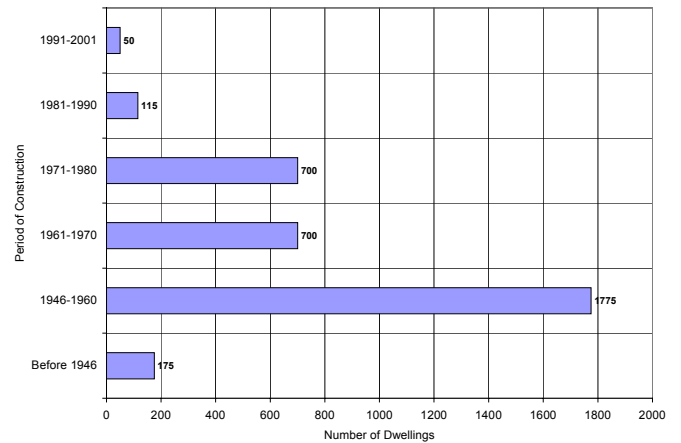
## Mode of Transportation (employed labour force)



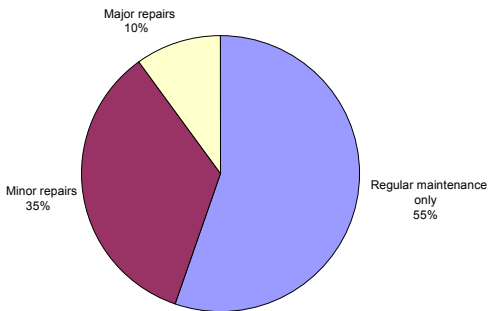
## Type of Housing Stock



## Age of Housing Stock

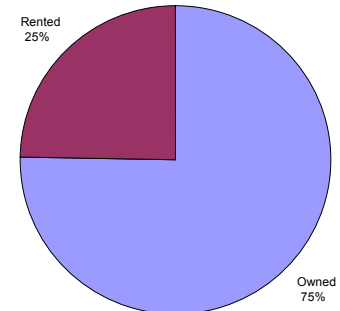


## Condition of Housing Stock



Regular maintenance only	1940
Minor repairs	1210
Major repairs	355

## Housing by Tenure



Owned	2635
Rented	860
Average gross rent (\$)	
	\$561
Gross rent > 30% of household income	
	395
Average owner major payments (\$)	
	\$689
Owners major payments > 30% of household income	
	315

## Community Consultant

Garry Tyler, 777-7737

Mailing Address:  
PO Box 1790  
Regina SK  
S4P 3C8

## Community Planning Documents & Publications

Regina Zoning Bylaw No. 9250

Regina Development Plan No. 7877

Part A – Policy Plan

Part B – Policy Implementation and Guidelines

Part C – NW Sector Plan

Inner City Housing Stimulation Strategy

The Future of Housing in Regina: Laying the Groundwork (2000)

This neighbourhood profile is intended to present basic characteristics on population, family, income and housing. For further information on this neighbourhood or other neighbourhoods in Regina, please call the **Urban Planning Division** at (306) 777-7551 or visit the City of Regina website at [www.regina.ca](http://www.regina.ca).

Source: 2001 Census, special tabulation

Note: Due to random rounding of the Federal Census data, columns may not sum precisely.