

City of Regina Map with Normanview West Highlighted

Introduction

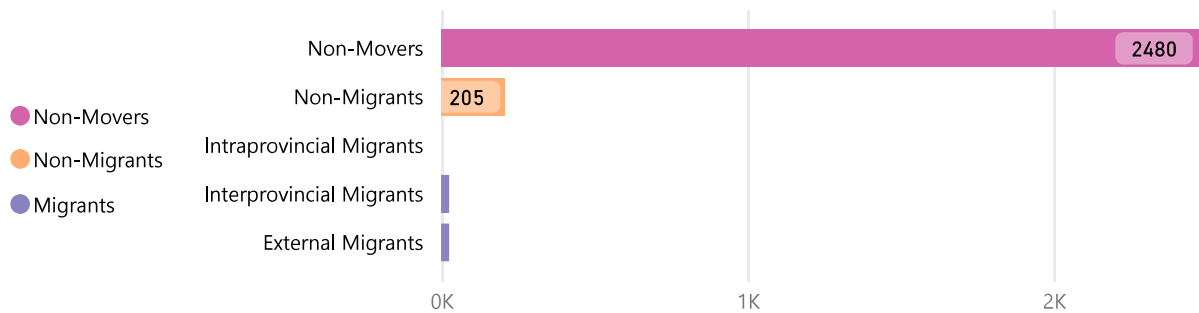
The neighbourhood profiles provide demographic and household information from the Census. The data was obtained from Statistics Canada through the community data program and compiled by the City of Regina.



Population

Total Population, 2016	Total Population, 2021	% Population Change
2915	2780	-4.63%

Population By Mobility, 1 Year Ago



Mobility Status 1 Year Ago		
Pop. Mobility Category	Population	Percentage
Intraprovincial Migrants	0	0.00%
External Migrants	25	0.91%
Interprovincial Migrants	25	0.91%
Non-Migrants	205	7.50%
Non-Movers	2480	90.68%
Total	2735	100.00%

Avg Age
42.50

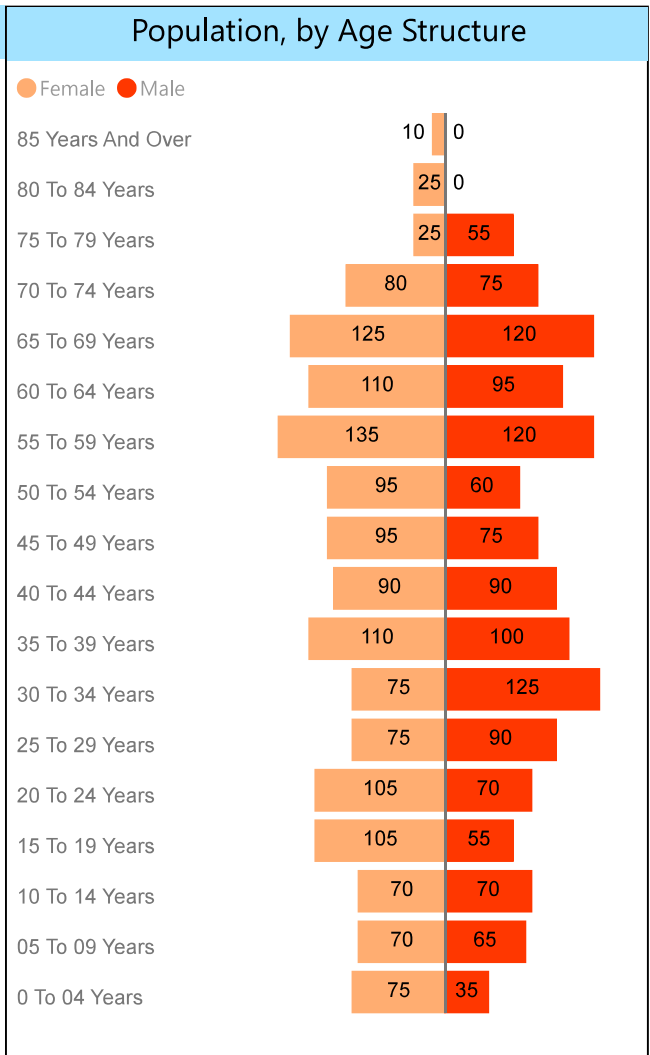
Median Age
42.80

Avg Age (F)
41.80

Median Age (F)
42.80

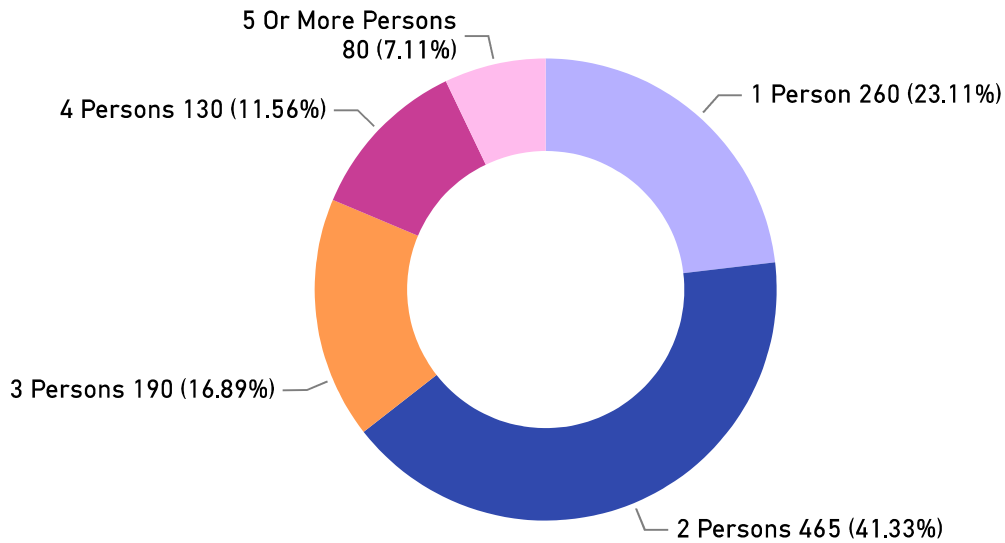
Avg Age (M)
43.20

Median Age (M)
43.20

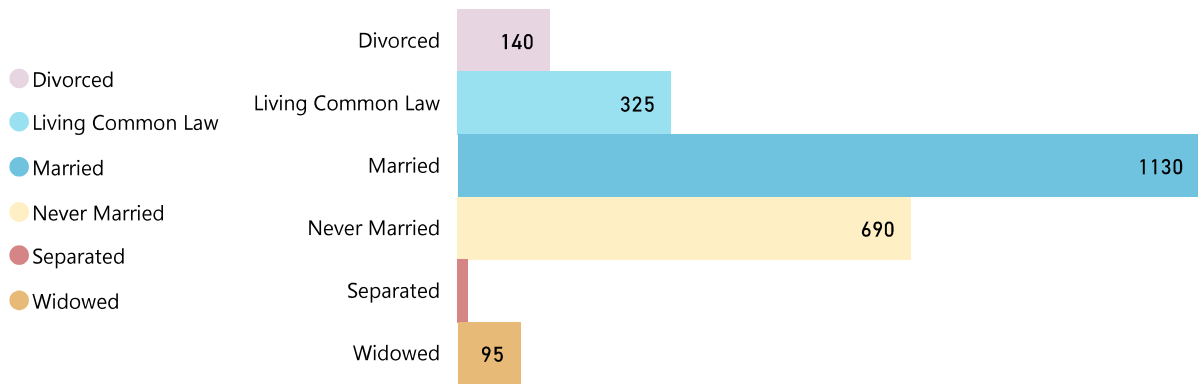


Living Arrangements

Private Households By Household Size



Marital Status For The Population Aged 15 Years And Over In Private Households

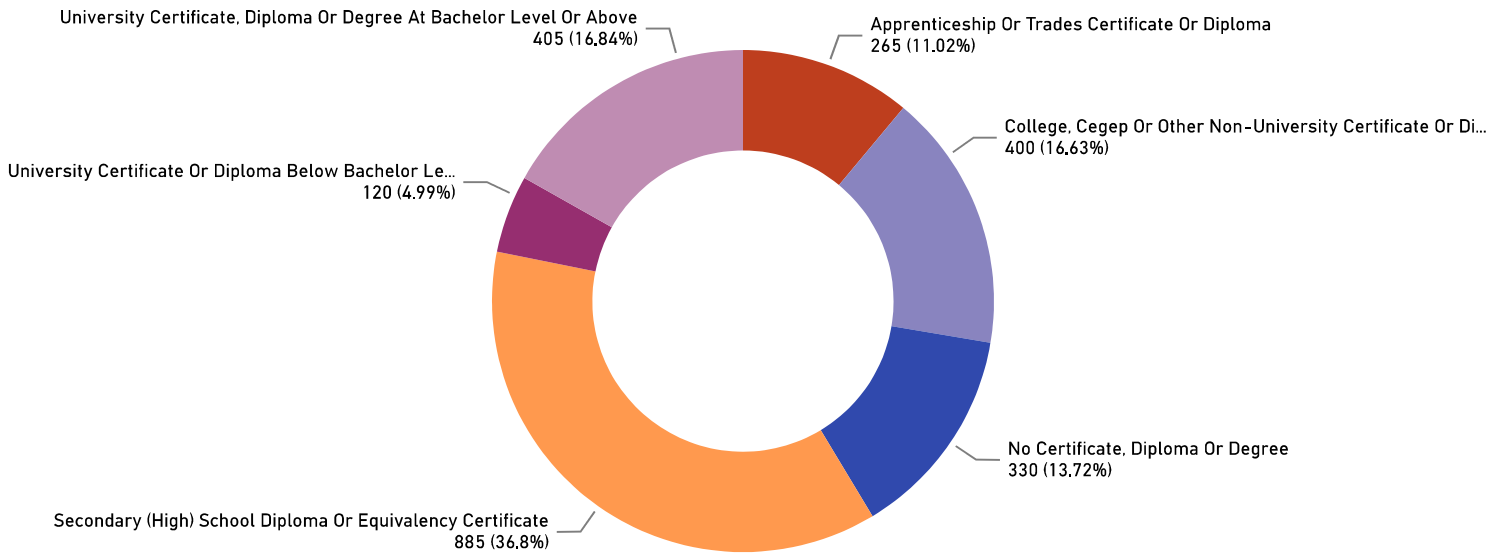


Marital Status For The Population Aged 15 Years And Over In Private Households

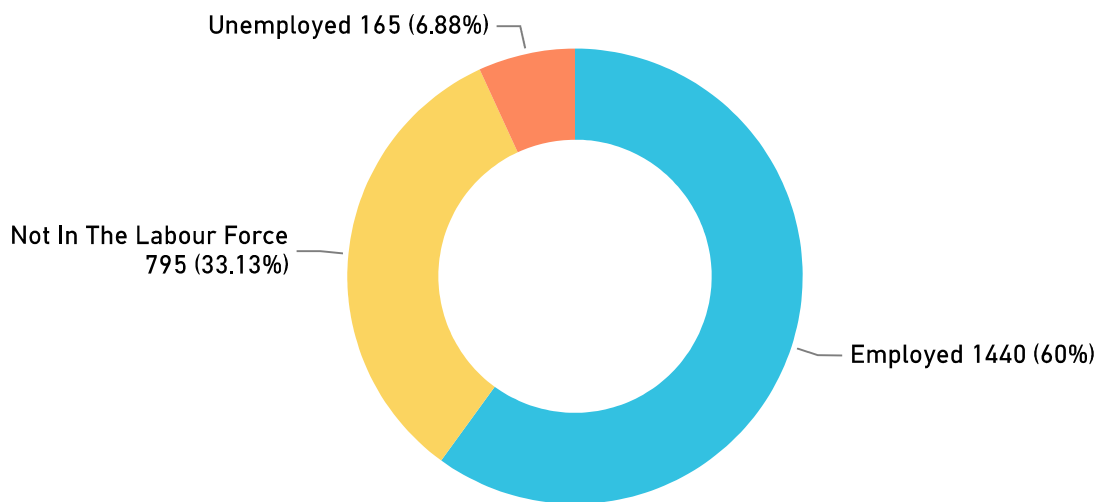
Marital Status	Population	Percent
Divorced	140	5.85%
Living Common Law	325	13.57%
Married	1130	47.18%
Never Married	690	28.81%
Separated	15	0.63%
Widowed	95	3.97%

Education, Employment, Income

Highest Certificate, Diploma Or Degree For The Population Aged 15 Years And Over In Private Households

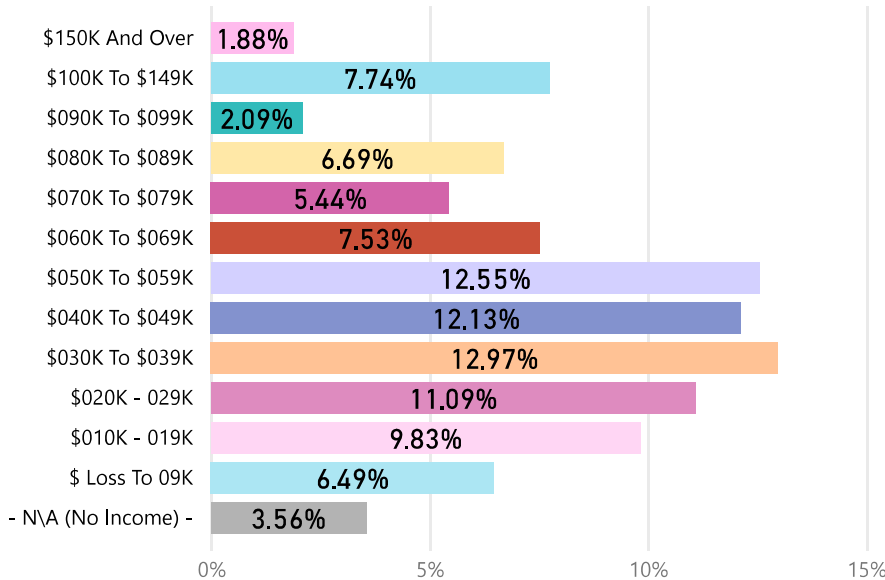


Population Aged 15 Years And Over By Labour Force Status



Education, Employment, Income

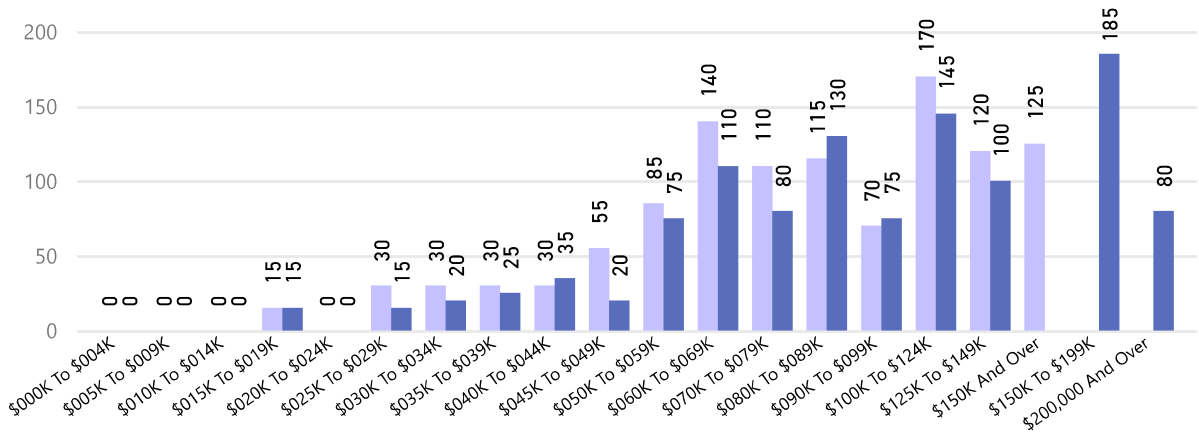
Income Groups In 2020 For The Population Aged 15 Years And Over In Private Households




Household Income	108.60K
Average Pretax Income	
Household Income	92.00K
Average After-Tax Income	
Household Income	93.00K
Median Pre-Tax Income	
Household Income	82.00K
Median After-Tax Income	

Household Total Income Groups In 2020 For Private Households (Pre & Post Tax)

Private Households, After- Tax Income (light blue) Private Households, Pretax Income (dark blue)



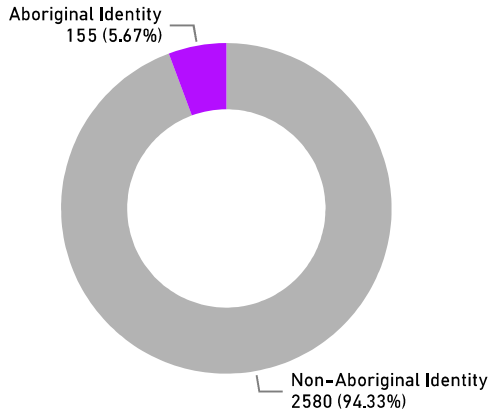
Population, By Age Group, With After Tax Income Below The Low Income Measure



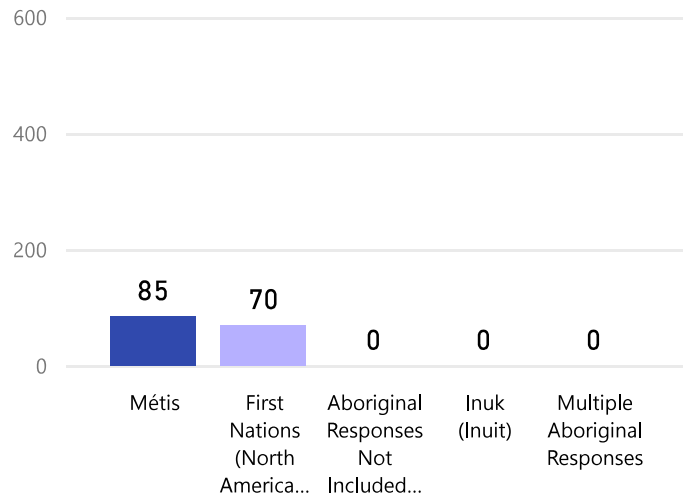
18 To 64 Years 70 (100%)

Diversity

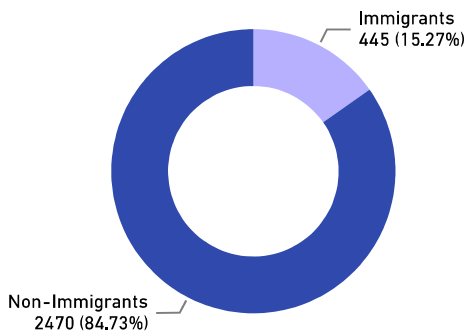
Population By Aboriginal Identity



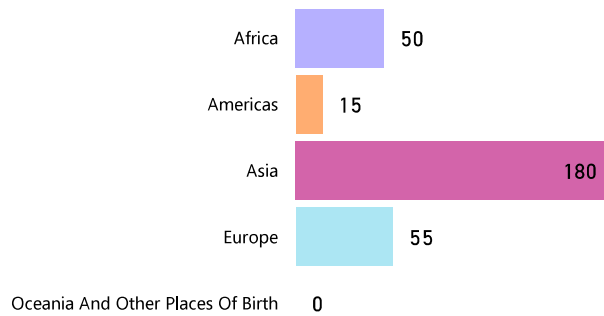
Population By Aboriginal Identity



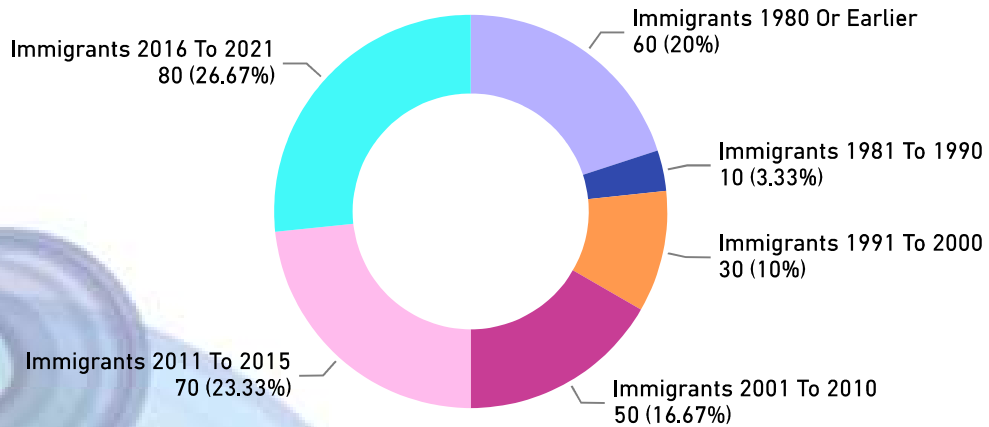
Population By Immigration Category



Immigrant Population By Region of Birth

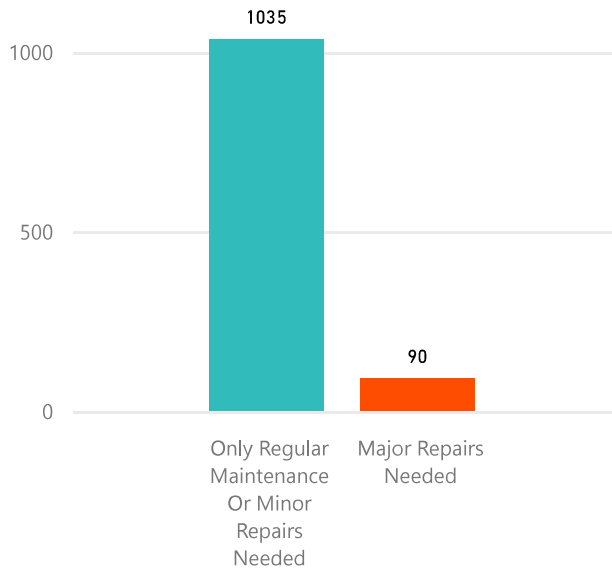


Immigrant Population By Year Of Immigration

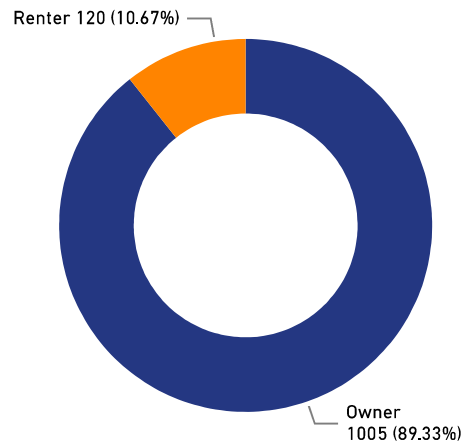


Housing

Private Dwellings Requiring Repairs



Private Dwellings By Tenure



Percent Of Owner Households Spending 30% Or More Of Household Income On Shelter

12.40%

% of Owner Households

Percent Of Tenant (Renter) Households Spending 30% Or More Of Household Income On Shelter

33.30%

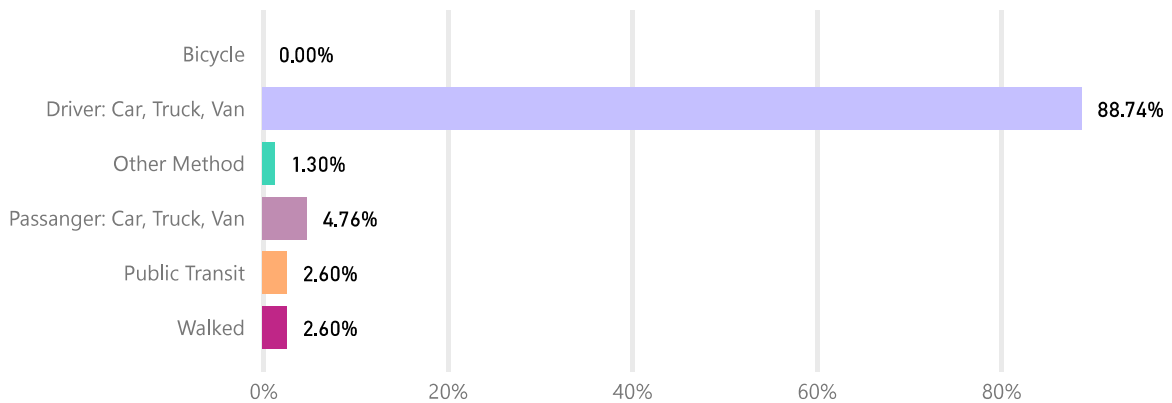
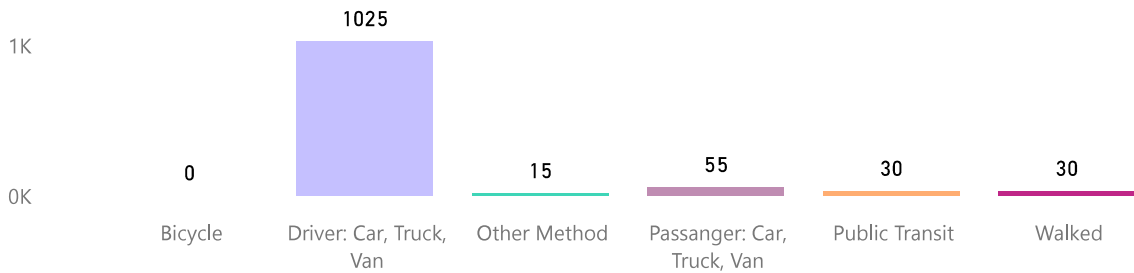
% of Tenant Households

Private Dwellings By Structure Type

Structure Type	Dwellings
Single-Detached House	915
Apartment In A Building That Has Fewer Than Five Storeys	205
Apartment In A Building That Has Five Or More Storeys	0
Apartment Or Flat In A Duplex	0
Movable Dwelling	0
Other Single-Attached House	0
Row House	0
Semi-Detached House	0
Total	1120

Transportation

Main Mode Of Commuting For The Employed Labour Force Aged 15 Years And Over In Private Households With A Usual Place Of Work Or No Fixed Workplace Address



Commute Method	Commute Subtype	Population	%
Other Method	Bicycle	0	0.00%
Car, Truck, Van	Driver: Car, Truck, Van	1025	88.74%
Other Method	Other Method	15	1.30%
Car, Truck, Van	Passanger: Car, Truck, Van	55	4.76%
Other Method	Public Transit	30	2.60%
Other Method	Walked	30	2.60%
Total		1155	100.00%

Notes

- 1) The source of all information in this section of the Neighbourhood Profiles is from Statistics Canada, Census of Population.
- 2) To ensure confidentiality, Statistics Canada has rounded the values of the data either up or down to a multiple of 5 or 10.
- 3) The percentages in some of the tables and figures have been rounded and may not add to 100%.
- 4) All of the figures except the total population and the breakdown by age and sex are based on the population living in private dwellings, that is, not in collective dwellings. Collective dwellings include rooming houses, hotels, motels, nursing homes, hospitals, staff residences, group homes, and corrections facilities.
- 5) For definitions, see 2021 Statistics Canada Census Dictionary
<https://www12.statcan.gc.ca/census-recensement/2021/ref/dict/index-eng.cfm>