

City of Regina Map with Normanview Highlighted

Introduction

The neighbourhood profiles provide demographic and household information from the Census. The data was obtained from Statistics Canada through the community data program and compiled by the City of Regina.



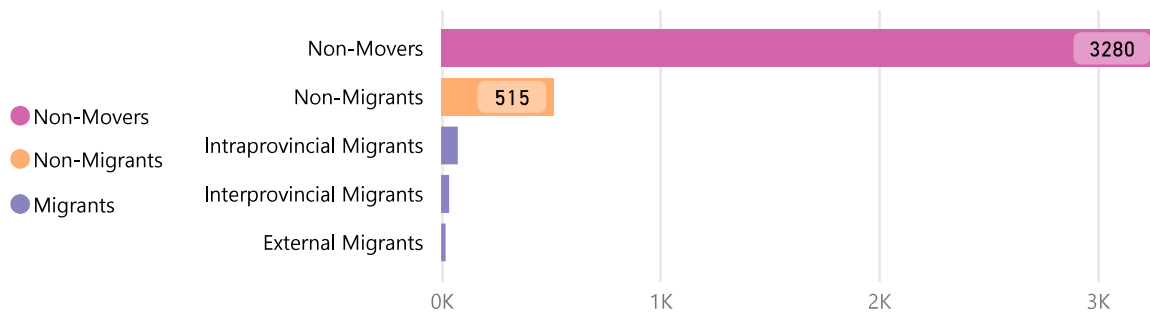
Population

Total Population, 2016
4415

Total Population, 2021
3965

% Population Change
-10.19%

Population By Mobility, 1 Year Ago



Mobility Status 1 Year Ago

Pop. Mobility Category	Population	Percentage
External Migrants	20	0.51%
Interprovincial Migrants	35	0.89%
Intraprovincial Migrants	75	1.91%
Non-Migrants	515	13.12%
Non-Movers	3280	83.57%
Total	3925	100.00%

Avg Age
37.80

Median Age
37.20

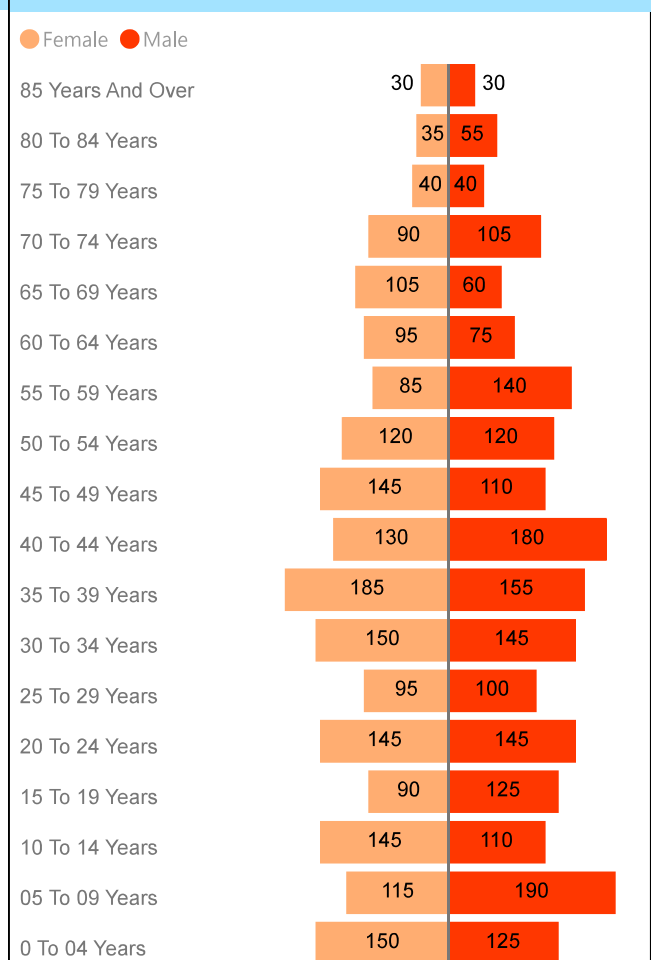
Avg Age (F)
38.00

Median Age (F)
37.60

Avg Age (M)
37.60

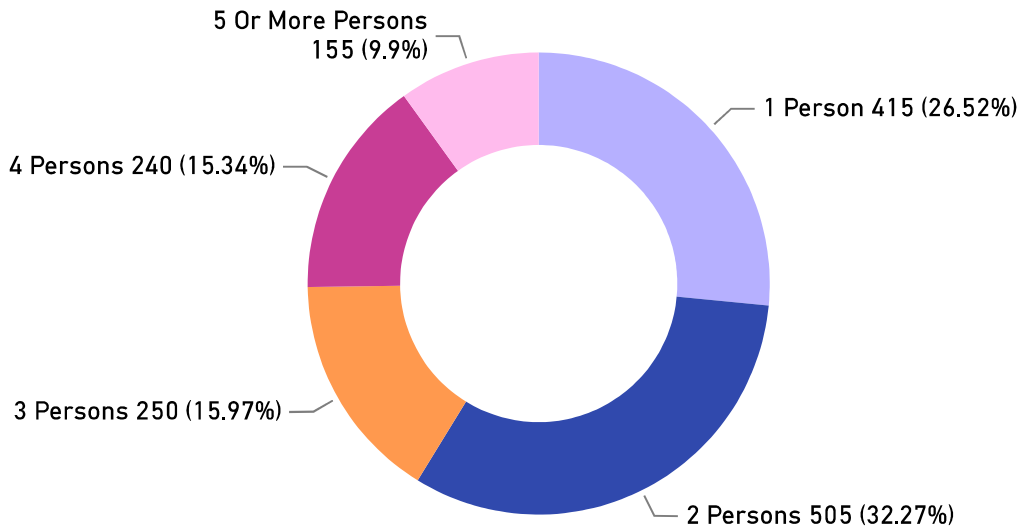
Median Age (M)
36.80

Population, by Age Structure

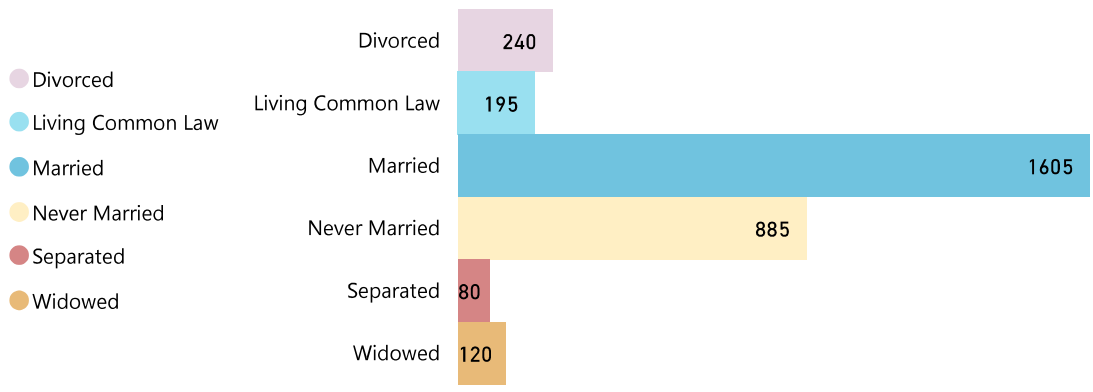


Living Arrangements

Private Households By Household Size



Marital Status For The Population Aged 15 Years And Over In Private Households

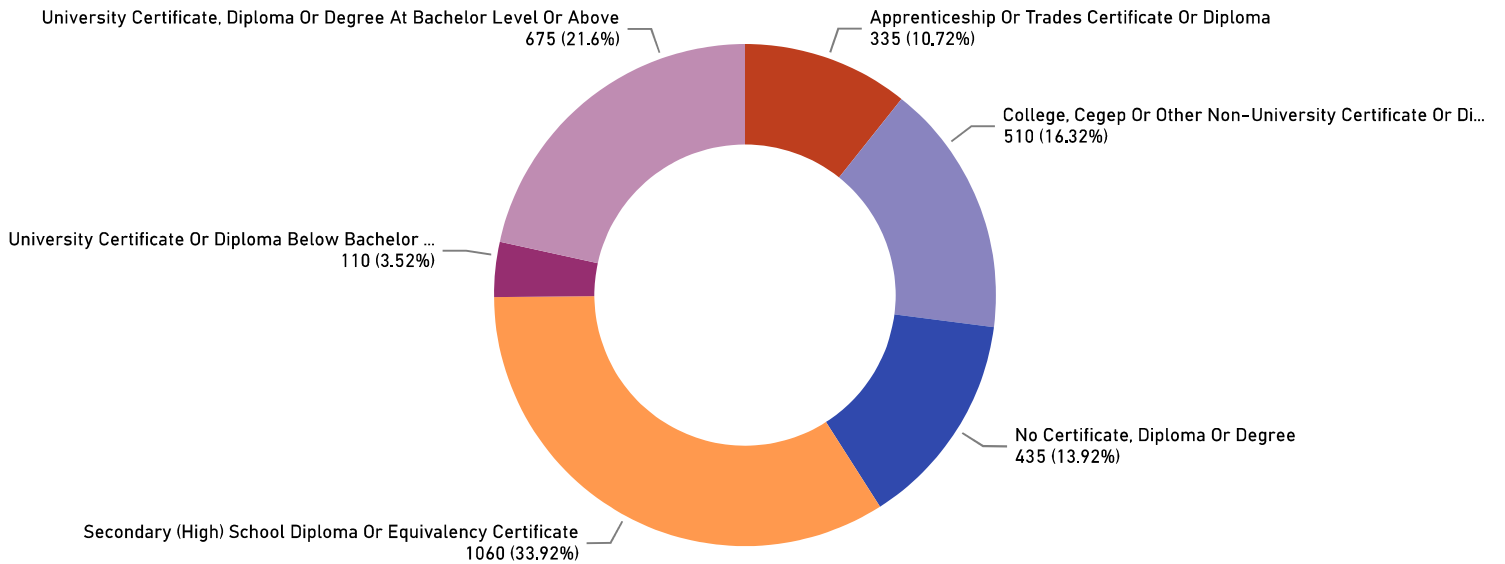


Marital Status For The Population Aged 15 Years And Over In Private Households

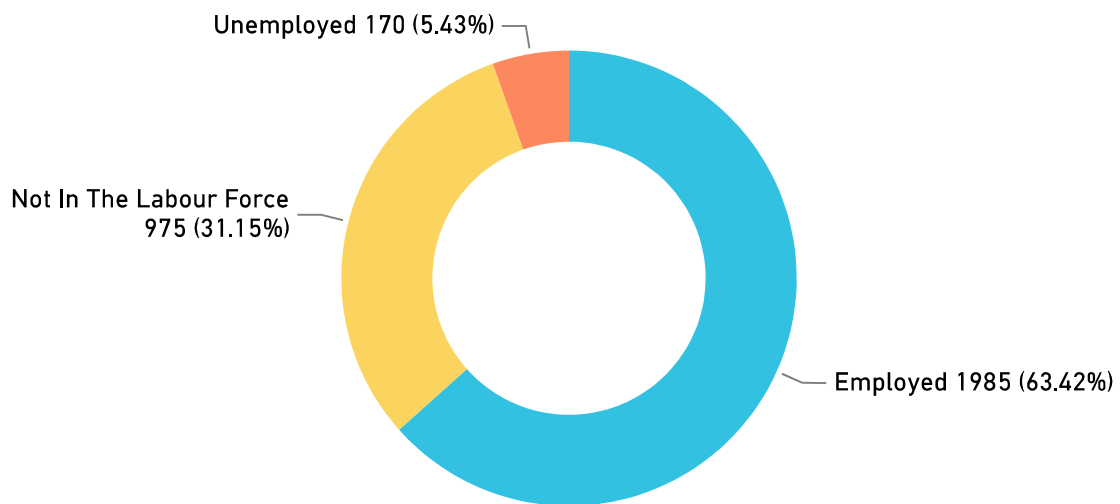
Marital Status	Population	Percent
Divorced	240	7.68%
Living Common Law	195	6.24%
Married	1605	51.36%
Never Married	885	28.32%
Separated	80	2.56%
Widowed	120	3.84%

Education, Employment, Income

Highest Certificate, Diploma Or Degree For The Population Aged 15 Years And Over In Private Households

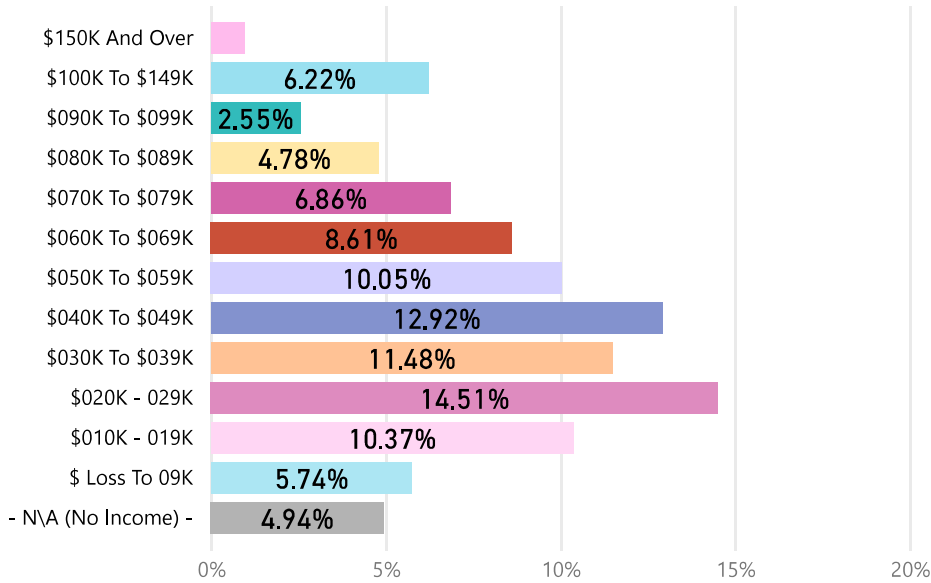


Population Aged 15 Years And Over By Labour Force Status



Education, Employment, Income

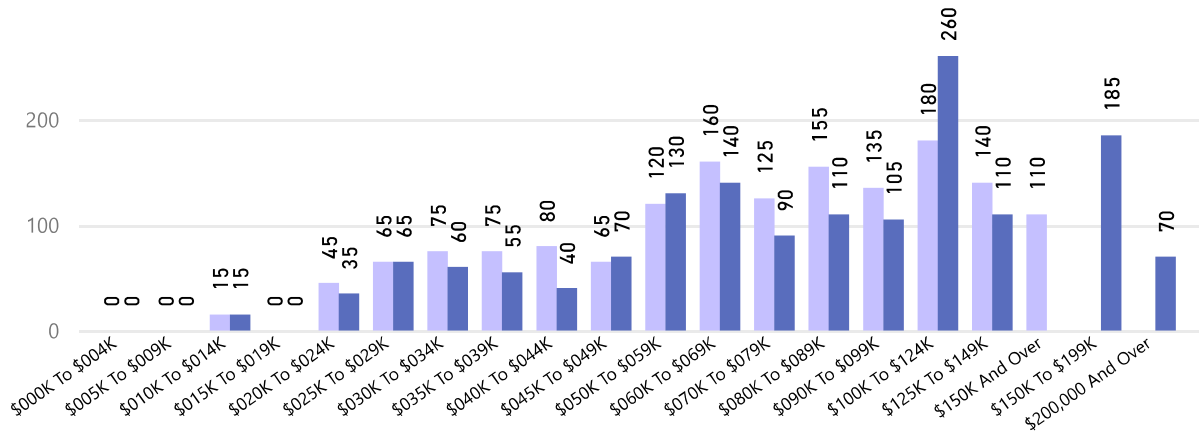
Income Groups In 2020 For The Population Aged 15 Years And Over In Private Households



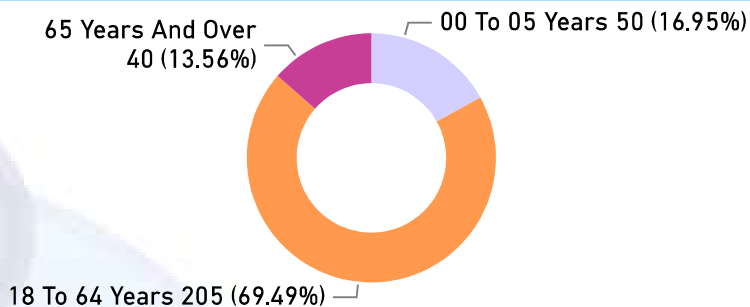
Household Income	93.50K
Average Pretax Income	
Household Income	80.50K
Average After-Tax Income	
Household Income	84.00K
Median Pre-Tax Income	
Household Income	73.50K
Median After-Tax Income	

Household Total Income Groups In 2020 For Private Households (Pre & Post Tax)

● Private Households, After- Tax Income ● Private Households, Pretax Income

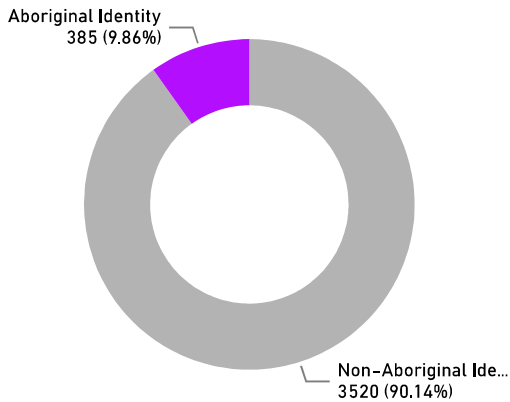


Population, By Age Group, With After Tax Income Below The Low Income Measure

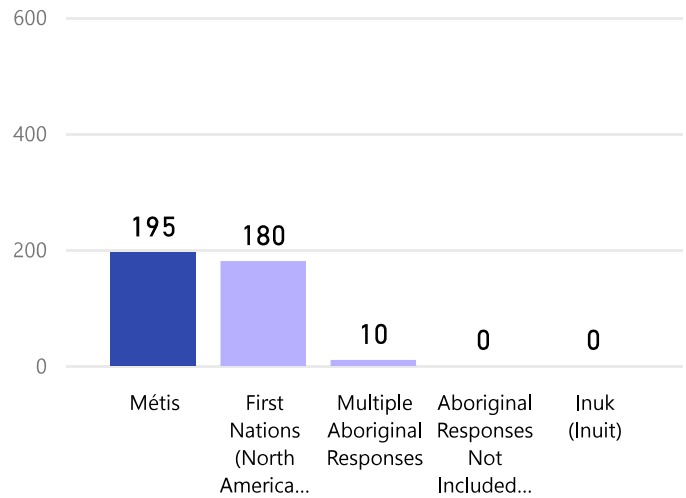


Diversity

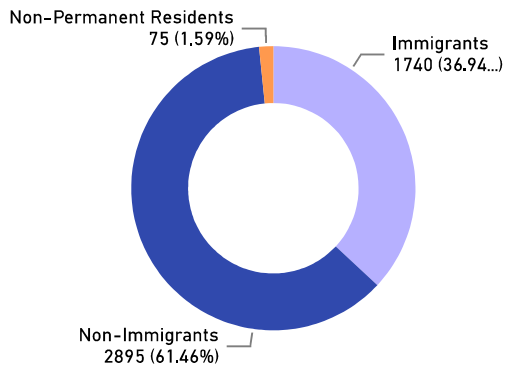
Population By Aboriginal Identity



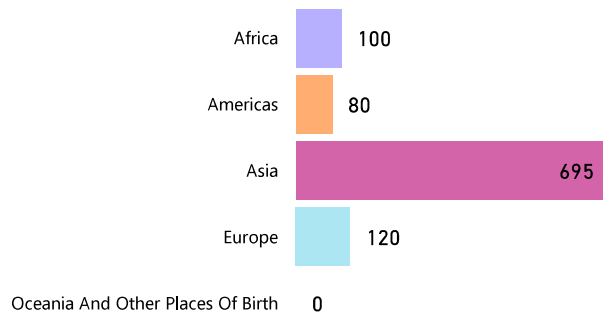
Population By Aboriginal Identity



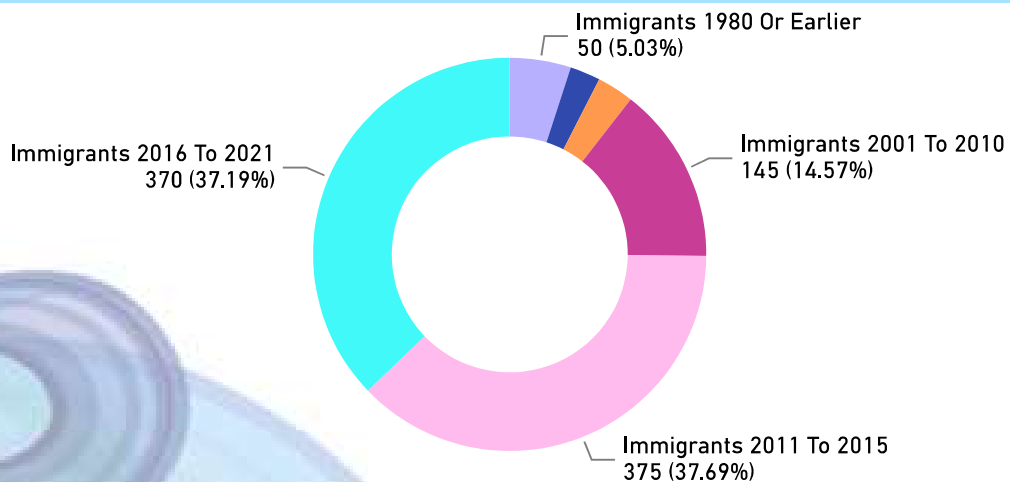
Population By Immigration Category



Immigrant Population By Region of Birth

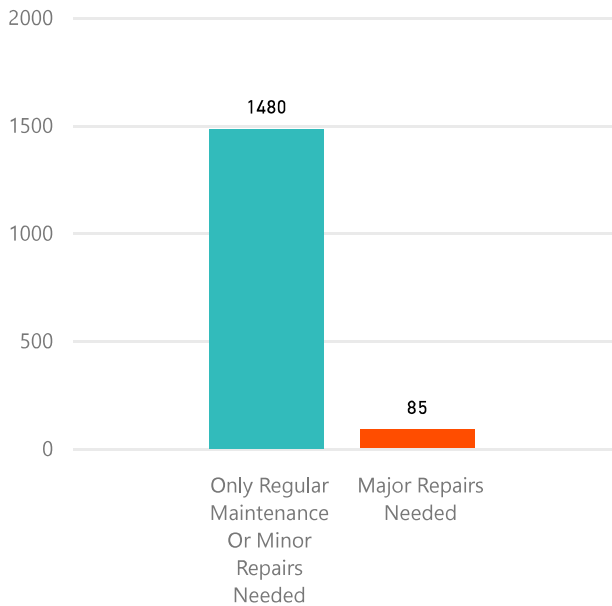


Immigrant Population By Year Of Immigration

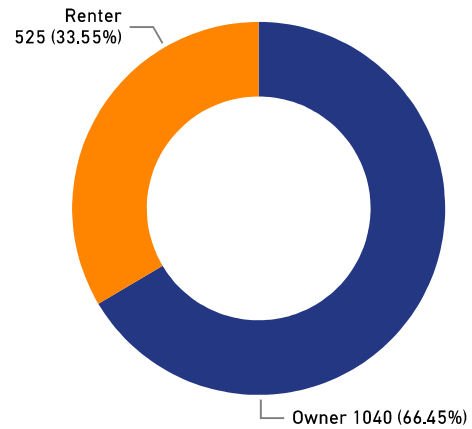


Housing

Private Dwellings Requiring Repairs



Private Dwellings By Tenure



Percent Of Owner Households Spending 30% Or More Of Household Income On Shelter

16.40%

% of Owner Households

Percent Of Tenant (Renter) Households Spending 30% Or More Of Household Income On Shelter

23.80%

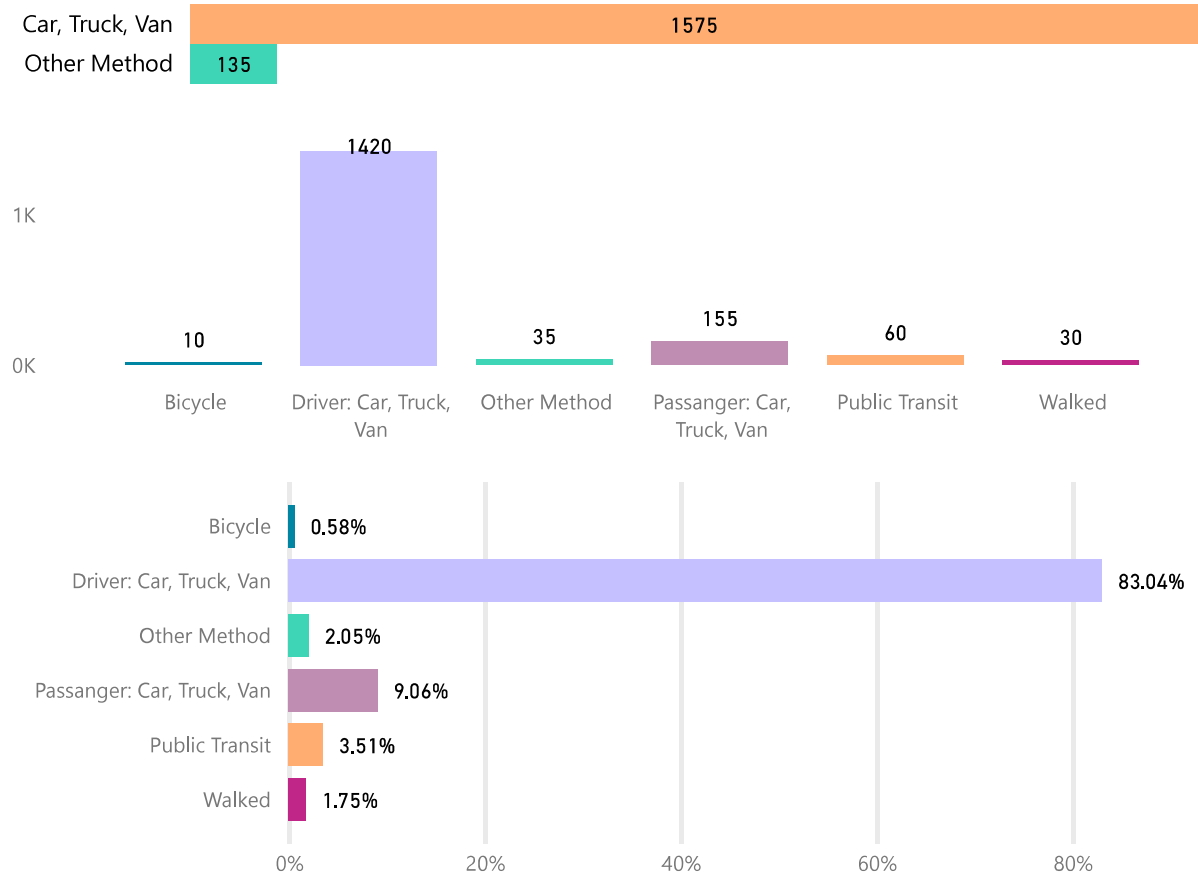
% of Tenant Households

Private Dwellings By Structure Type

Structure Type	Dwellings
Single-Detached House	1050
Apartment In A Building That Has Fewer Than Five Storeys	440
Row House	55
Semi-Detached House	15
Apartment In A Building That Has Five Or More Storeys	0
Apartment Or Flat In A Duplex	0
Movable Dwelling	0
Other Single-Attached House	0
Total	1560

Transportation

Main Mode Of Commuting For The Employed Labour Force Aged 15 Years And Over In Private Households With A Usual Place Of Work Or No Fixed Workplace Address



Commute Method	Commute Subtype	Population	%
Other Method	Bicycle	10	0.58%
Car, Truck, Van	Driver: Car, Truck, Van	1420	83.04%
Other Method	Other Method	35	2.05%
Car, Truck, Van	Passanger: Car, Truck, Van	155	9.06%
Other Method	Public Transit	60	3.51%
Other Method	Walked	30	1.75%
Total		1710	100.00%

Notes

- 1) The source of all information in this section of the Neighbourhood Profiles is from Statistics Canada, Census of Population.
- 2) To ensure confidentiality, Statistics Canada has rounded the values of the data either up or down to a multiple of 5 or 10.
- 3) The percentages in some of the tables and figures have been rounded and may not add to 100%.
- 4) All of the figures except the total population and the breakdown by age and sex are based on the population living in private dwellings, that is, not in collective dwellings. Collective dwellings include rooming houses, hotels, motels, nursing homes, hospitals, staff residences, group homes, and corrections facilities.
- 5) For definitions, see 2021 Statistics Canada Census Dictionary
<https://www12.statcan.gc.ca/census-recensement/2021/ref/dict/index-eng.cfm>

