

City of Regina Map with North Central Highlighted

Introduction

The neighbourhood profiles provide demographic and household information from the Census. The data was obtained from Statistics Canada through the community data program and compiled by the City of Regina.



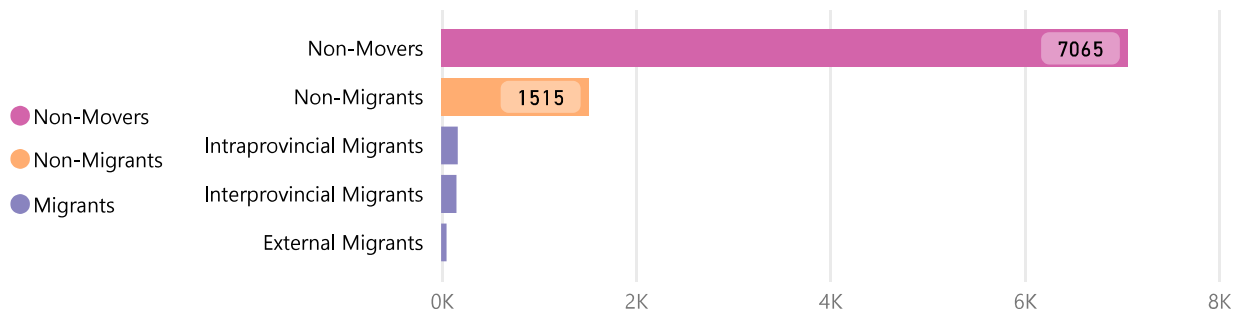
Population

Total Population, 2016
9580

Total Population, 2021
9085

% Population Change
-5.17%

Population By Mobility, 1 Year Ago



Mobility Status 1 Year Ago

Pop. Mobility Category	Population	Percentage
External Migrants	55	0.61%
Interprovincial Migrants	155	1.73%
Intraprovincial Migrants	170	1.90%
Non-Migrants	1515	16.91%
Non-Movers	7065	78.85%
Total	8960	100.00%

Avg Age
35.80

Median Age
34.80

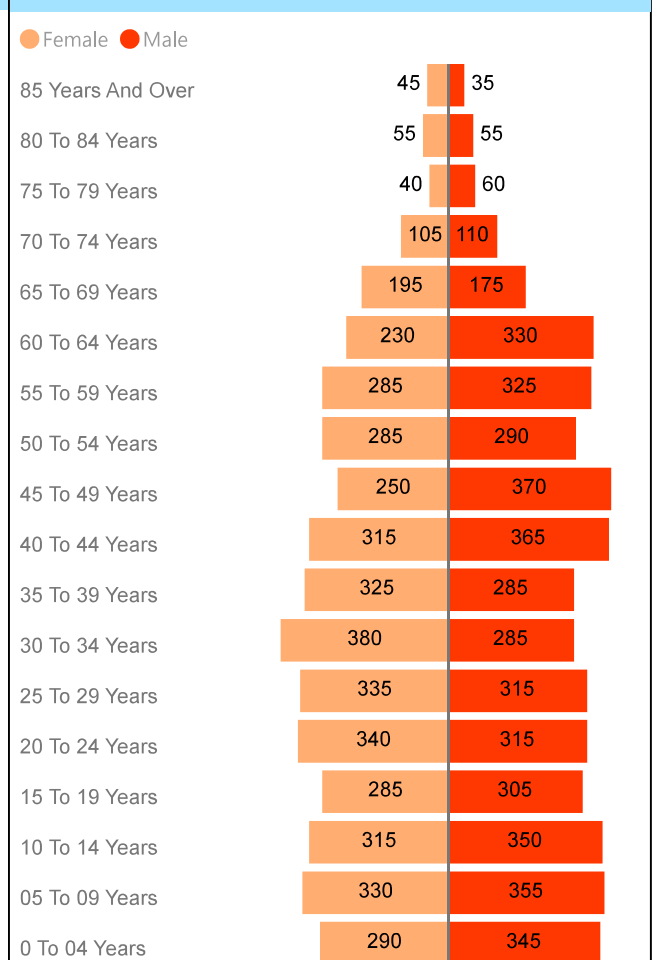
Avg Age (F)
35.50

Median Age (F)
34.40

Avg Age (M)
36.10

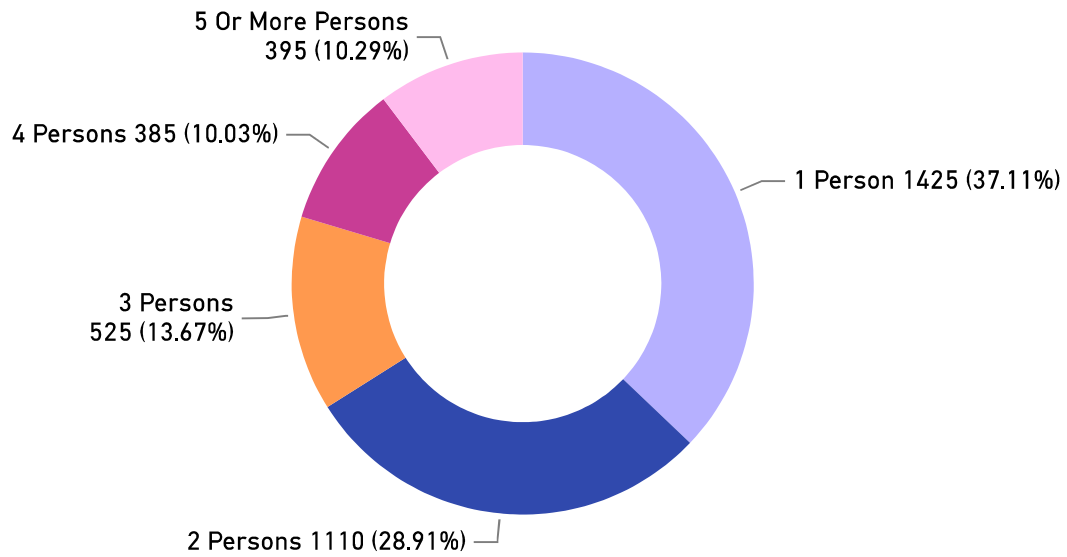
Median Age (M)
36.00

Population, by Age Structure

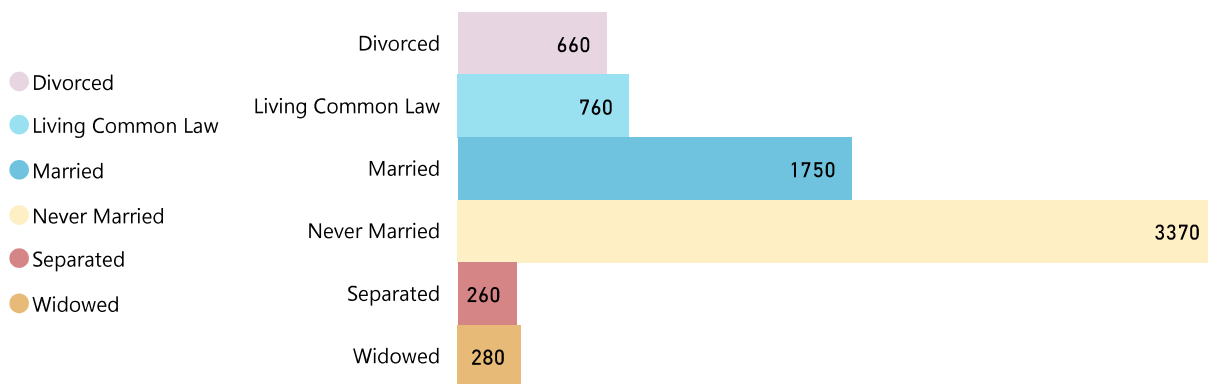


Living Arrangements

Private Households By Household Size



Marital Status For The Population Aged 15 Years And Over In Private Households

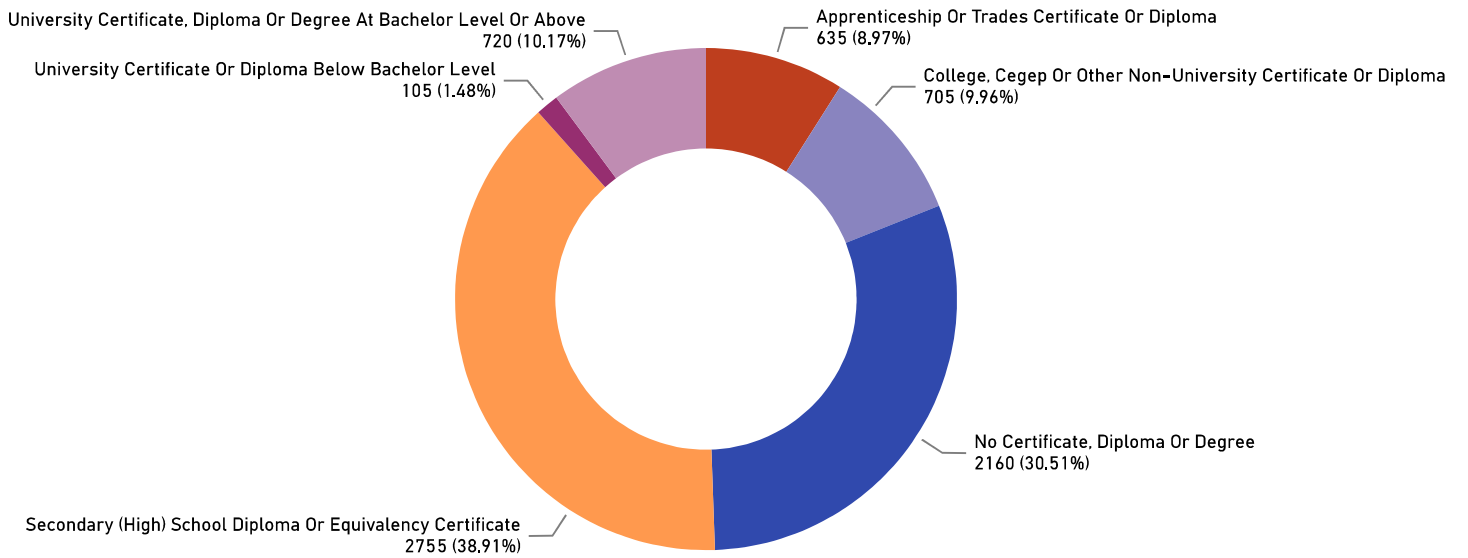


Marital Status For The Population Aged 15 Years And Over In Private Households

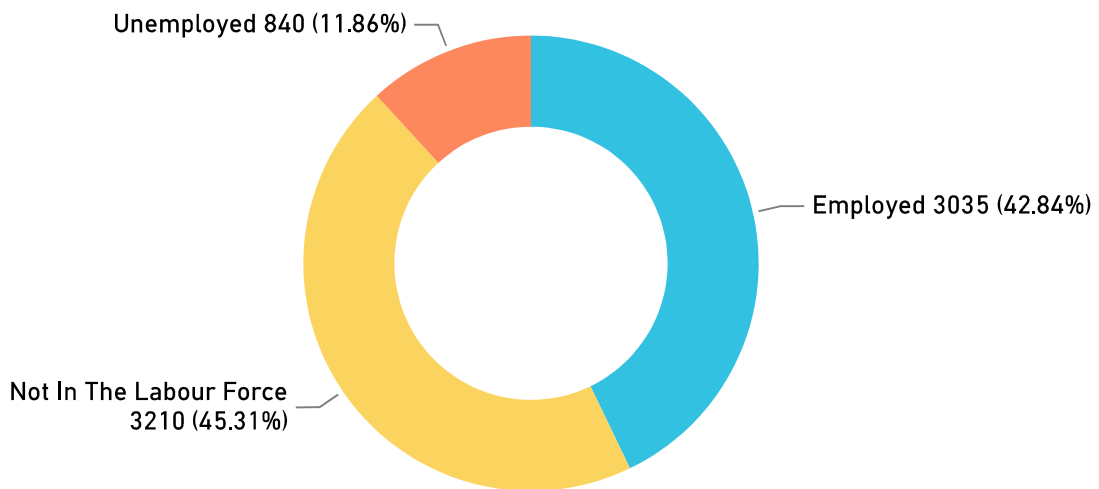
Marital Status	Population	Percent
Divorced	660	9.32%
Living Common Law	760	10.73%
Married	1750	24.72%
Never Married	3370	47.60%
Separated	260	3.67%
Widowed	280	3.95%

Education, Employment, Income

Highest Certificate, Diploma Or Degree For The Population Aged 15 Years And Over In Private Households

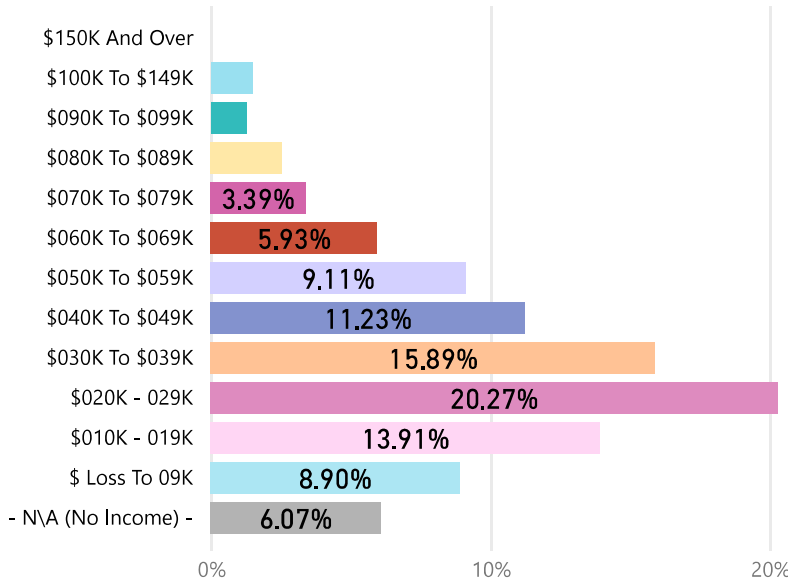


Population Aged 15 Years And Over By Labour Force Status



Education, Employment, Income

Income Groups In 2020 For The Population Aged 15 Years And Over In Private Households



Household Income

63.90K

Average Pretax Income

Household Income

57.85K

Average After-Tax Income

Household Income

55.20K

Median Pre-Tax Income

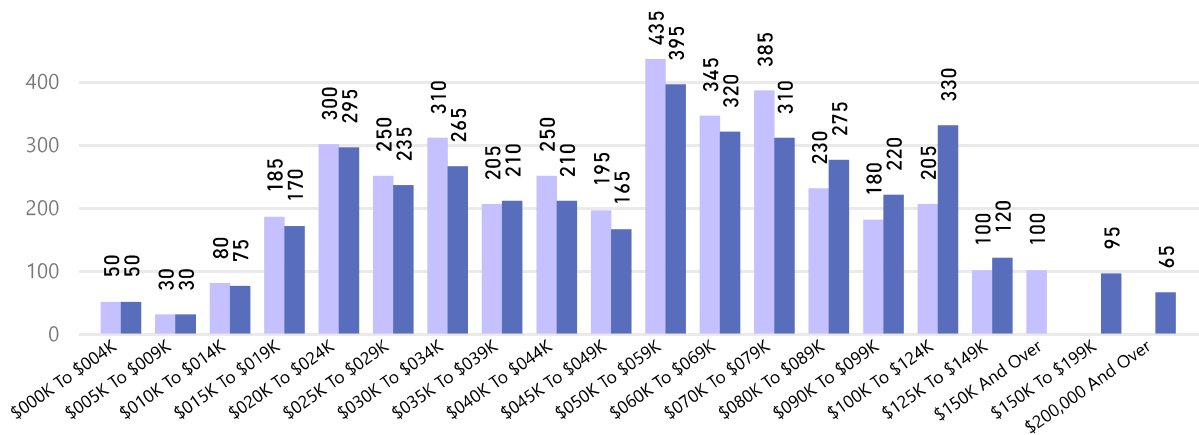
Household Income

51.20K

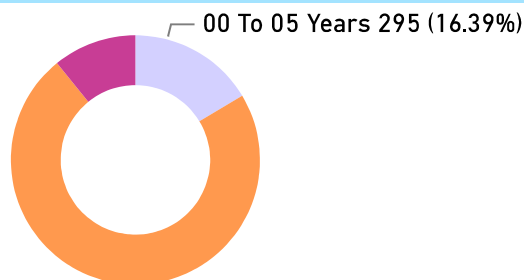
Median After-Tax Income

Household Total Income Groups In 2020 For Private Households (Pre & Post Tax)

Private Households, After- Tax Income (light blue) Private Households, Pretax Income (dark blue)

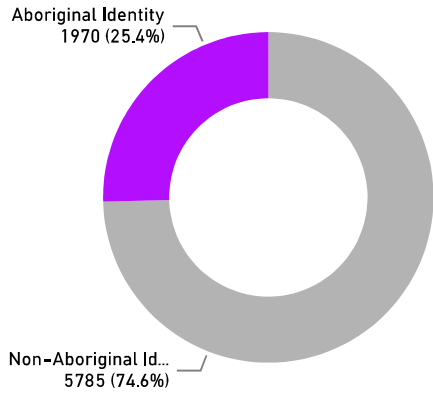


Population, By Age Group, With After Tax Income Below The Low Income Measure

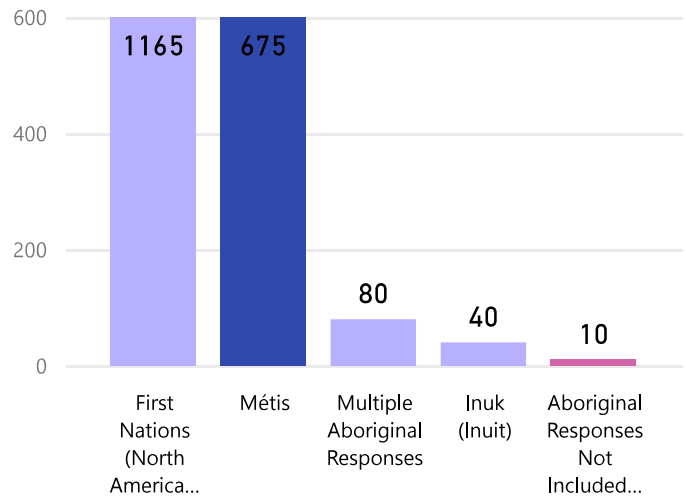


Diversity

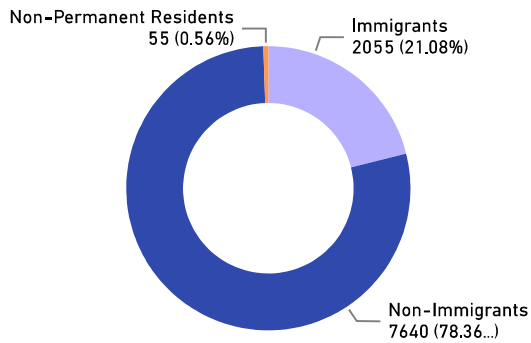
Population By Aboriginal Identity



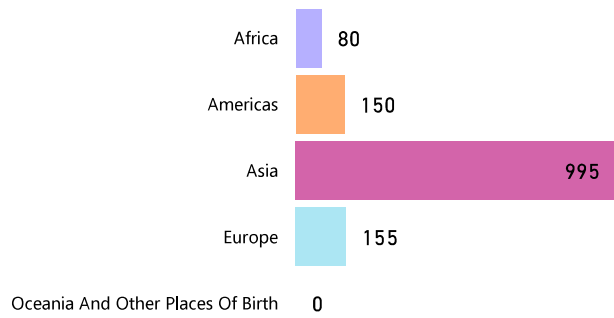
Population By Aboriginal Identity



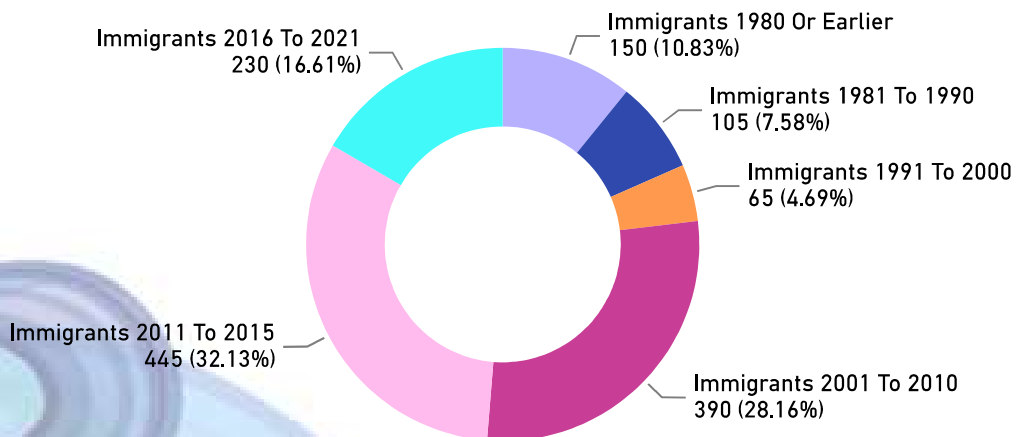
Population By Immigration Catagory



Immigrant Population By Region of Birth

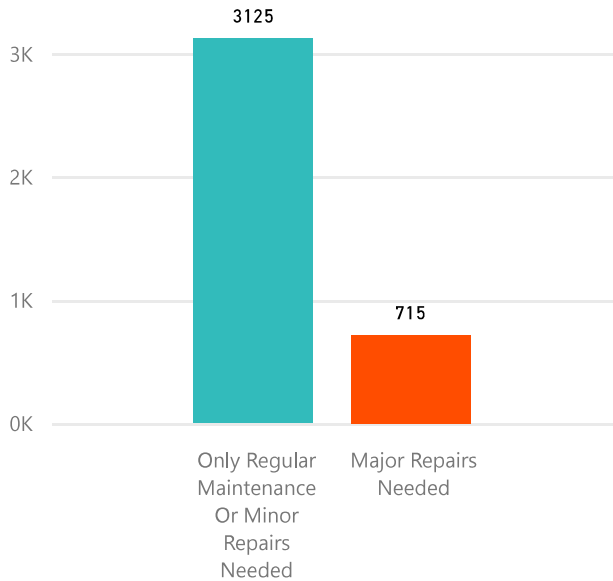


Immigrant Population By Year Of Immigration

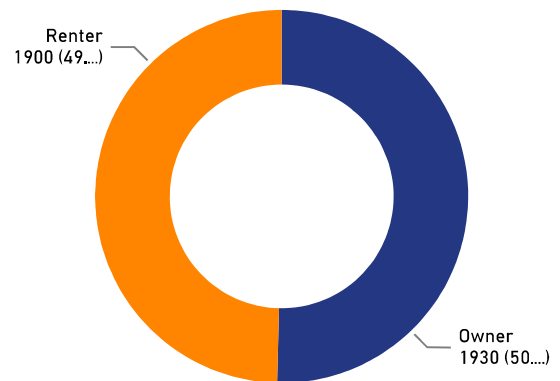


Housing

Private Dwellings Requiring Repairs



Private Dwellings By Tenure



Percent Of Owner Households Spending 30% Or More Of Household Income On Shelter

17.30%

% of Owner Households

Percent Of Tenant (Renter) Households Spending 30% Or More Of Household Income On Shelter

42.10%

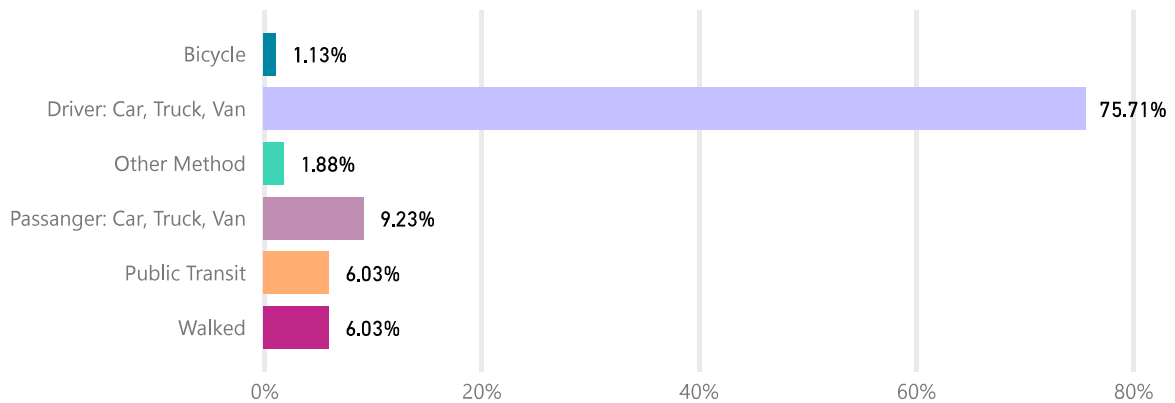
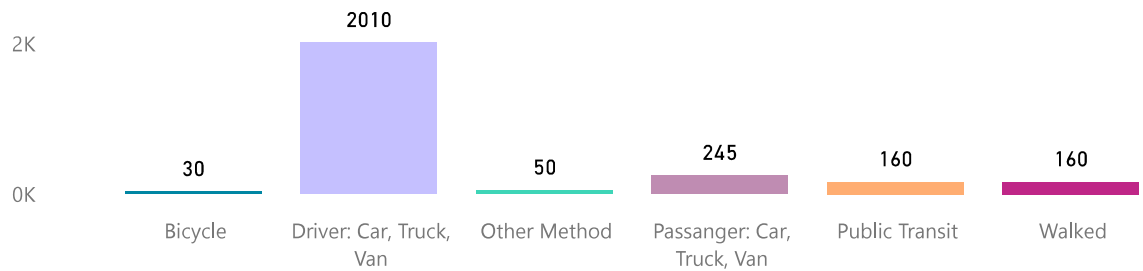
% of Tenant Households

Private Dwellings By Structure Type

Structure Type	Dwellings
Single-Detached House	3155
Apartment In A Building That Has Fewer Than Five Storeys	315
Apartment Or Flat In A Duplex	235
Semi-Detached House	70
Row House	35
Apartment In A Building That Has Five Or More Storeys	25
Movable Dwelling	0
Other Single-Attached House	0
Total	3835

Transportation

Main Mode Of Commuting For The Employed Labour Force Aged 15 Years And Over In Private Households With A Usual Place Of Work Or No Fixed Workplace Address



Commute Method	Commute Subtype	Population	%
Other Method	Bicycle	30	1.13%
Car, Truck, Van	Driver: Car, Truck, Van	2010	75.71%
Other Method	Other Method	50	1.88%
Car, Truck, Van	Passanger: Car, Truck, Van	245	9.23%
Other Method	Public Transit	160	6.03%
Other Method	Walked	160	6.03%
Total		2655	100.00%

Notes

- 1) The source of all information in this section of the Neighbourhood Profiles is from Statistics Canada, Census of Population.
- 2) To ensure confidentiality, Statistics Canada has rounded the values of the data either up or down to a multiple of 5 or 10.
- 3) The percentages in some of the tables and figures have been rounded and may not add to 100%.
- 4) All of the figures except the total population and the breakdown by age and sex are based on the population living in private dwellings, that is, not in collective dwellings. Collective dwellings include rooming houses, hotels, motels, nursing homes, hospitals, staff residences, group homes, and corrections facilities.
- 5) For definitions, see 2021 Statistics Canada Census Dictionary
<https://www12.statcan.gc.ca/census-recensement/2021/ref/dict/index-eng.cfm>

