

City of Regina Map with Coronation Park Highlighted

## Introduction

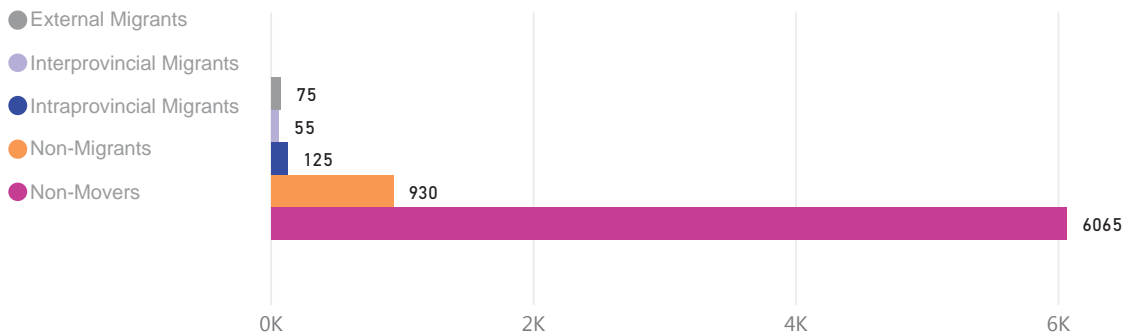
The neighbourhood profiles provide demographic and household information from the 2016 Census. The data was obtained from Statistics Canada through the community data program and compiled by the City of Regina.



Population

Total Population, 2011	Total Population, 2016	% population change
<b>6825</b>	<b>7445</b>	<b>9.08%</b>

Mobility status 1 year ago



Mobility status 1 year ago

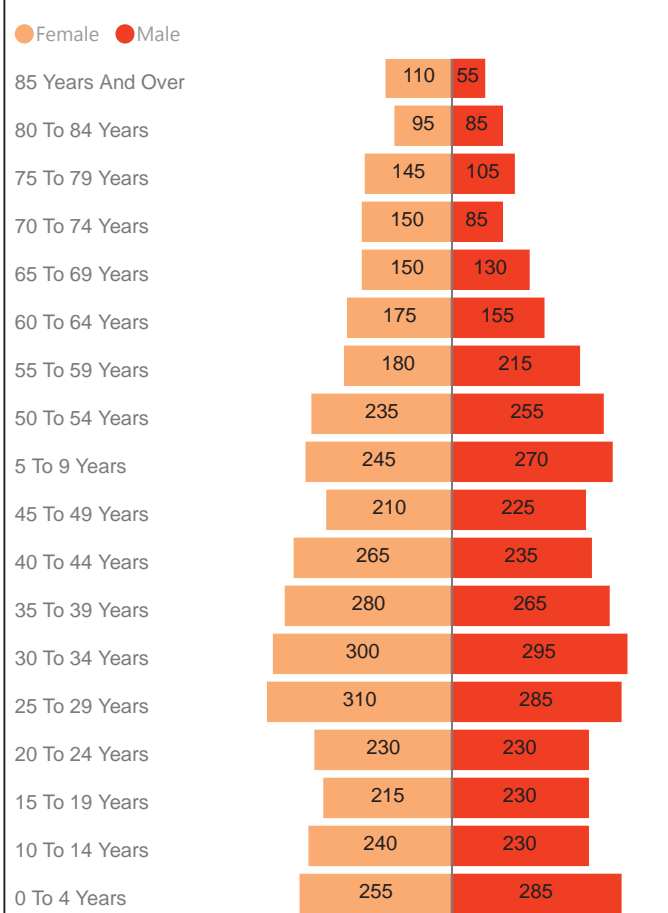
Pop. Mobility Category	Population	Percentage
Non-Movers	6065	83.66%
Non-Migrants	930	12.83%
Intraprovincial Migrants	125	1.72%
External Migrants	75	1.03%
Interprovincial Migrants	55	0.76%

Avg Age	Median Age
<b>37.9</b>	<b>35.8</b>

Avg Age Female	Median Age Female
<b>39.1</b>	<b>36.7</b>

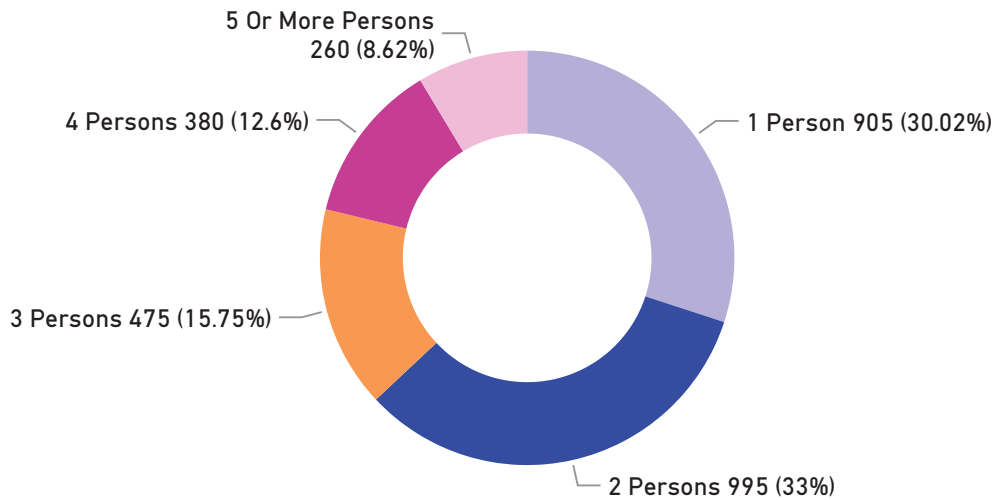
Avg Age Male	Median Age Male
<b>36.6</b>	<b>34.8</b>

Age Structure

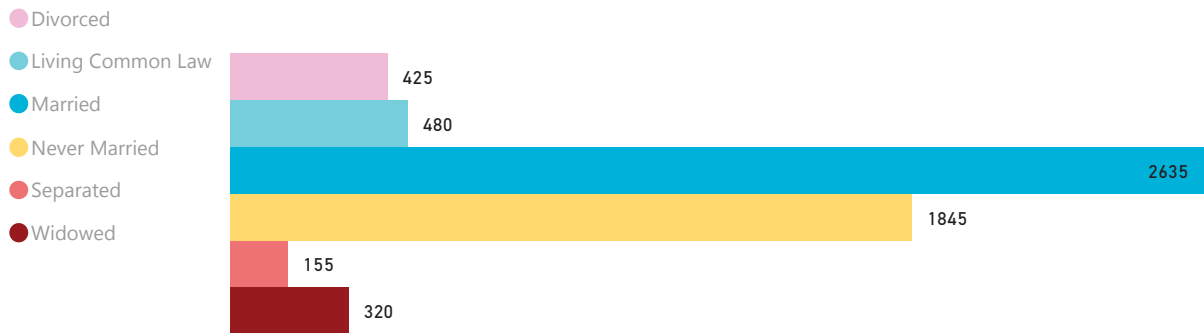


Living Arrangements

Private Households by Household Size

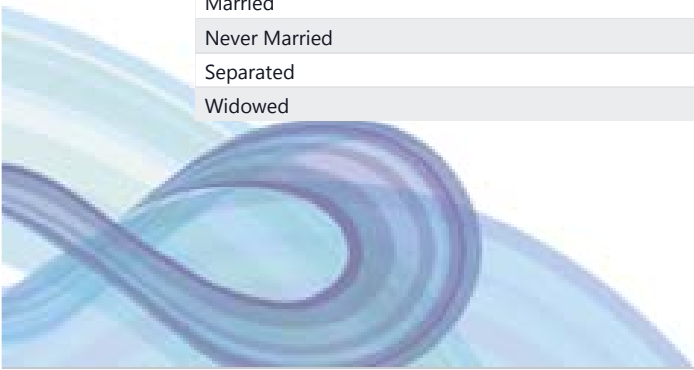


Marital status for the population aged 15 years and over in private households



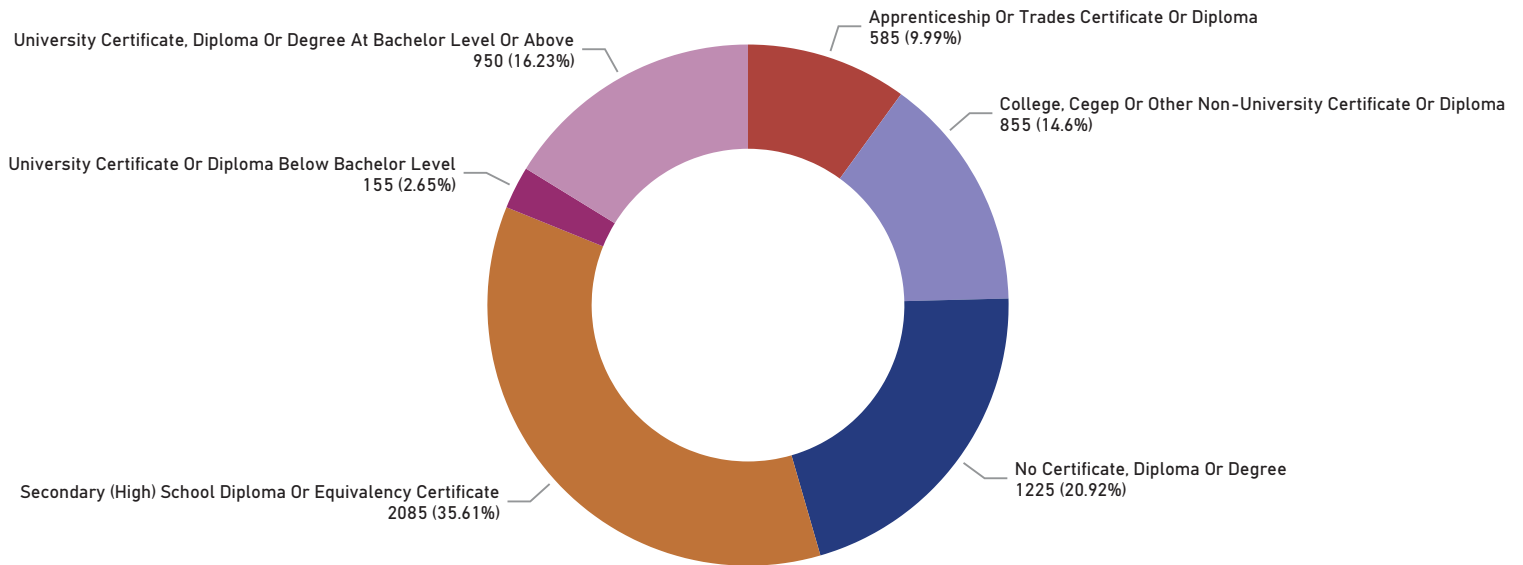
Marital status for the population aged 15 years and over in private households

Marital Status	Percentage
Divorced	7.25%
Living Common Law	8.19%
Married	44.97%
Never Married	31.48%
Separated	2.65%
Widowed	5.46%

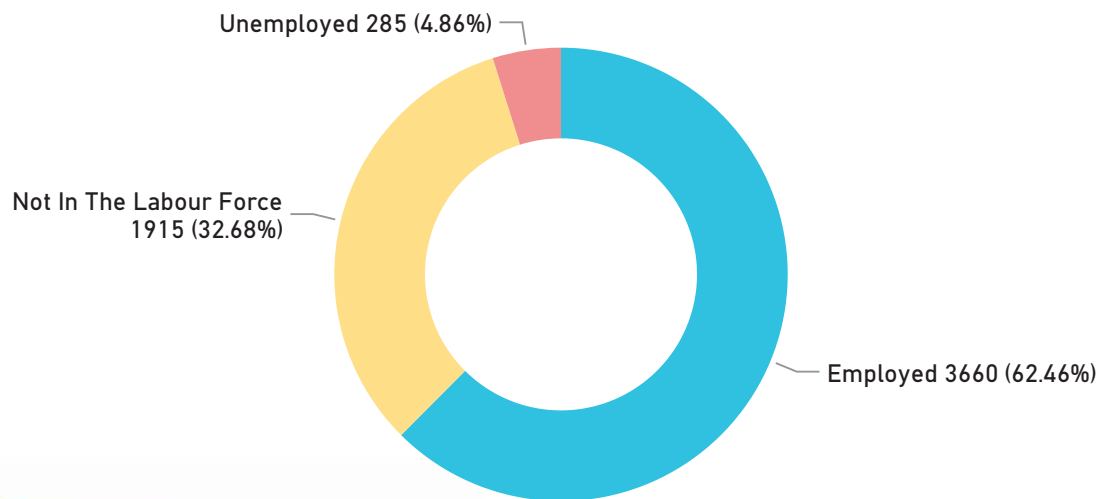


## Education, Employment, Income

### Highest certificate, diploma or degree for the population aged 15 years and over in private households

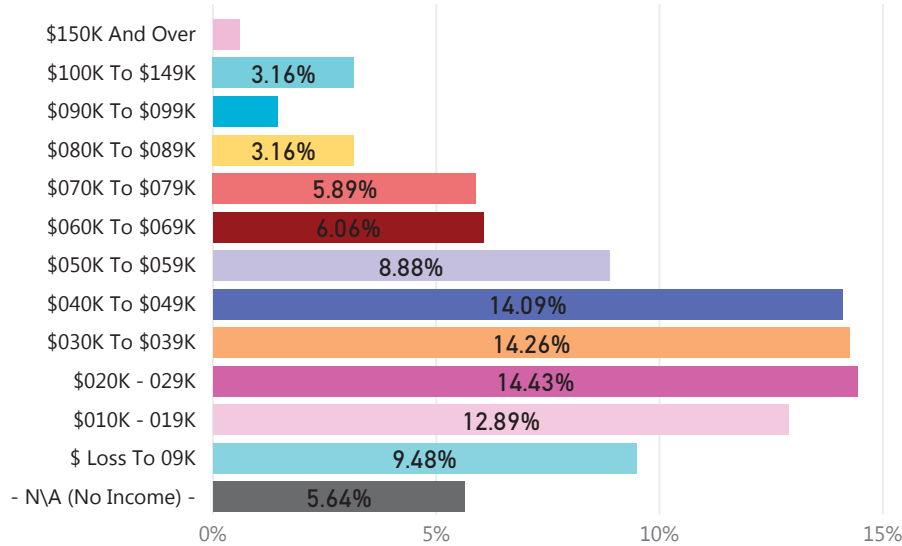


### Population aged 15 years and over by Labour force status



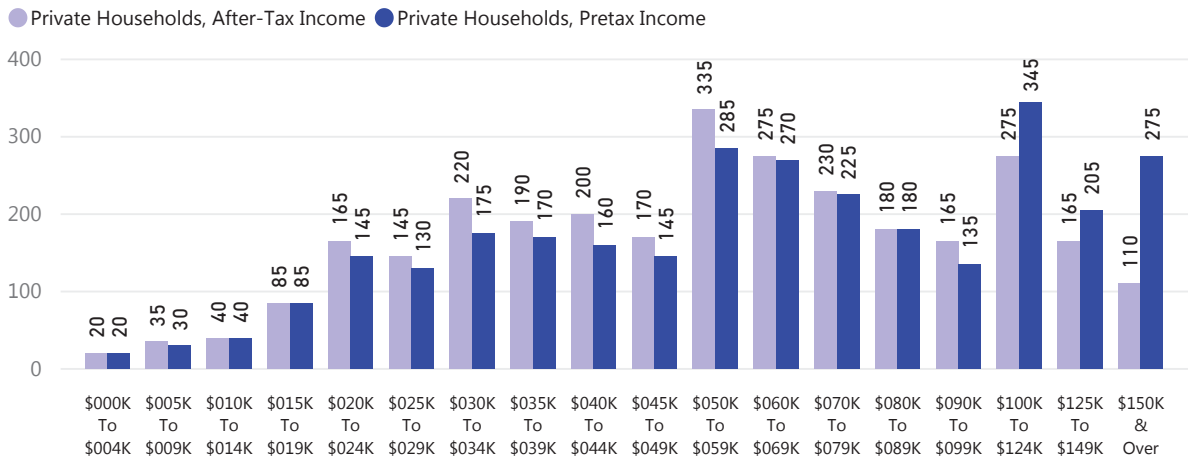
Education, Employment, Income

Income groups in 2015 for the population aged 15 years and over in private households

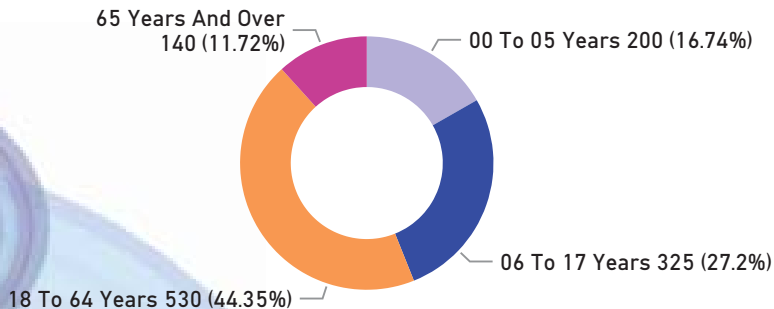


Household Income	<b>76.6K</b>
Average Pretax Income	
Household Income	<b>66.1K</b>
Average After-Tax Income	
Household Income	<b>63.7K</b>
Median Pre-Tax Income	
Household Income	<b>56.6K</b>
Median After-Tax Income	

Household total income groups in 2015 for private households (Pre & Post Tax)

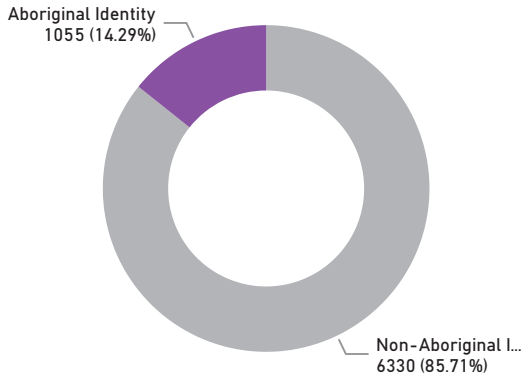


Population, by age group, with After Tax Income Below the Low Income Measure

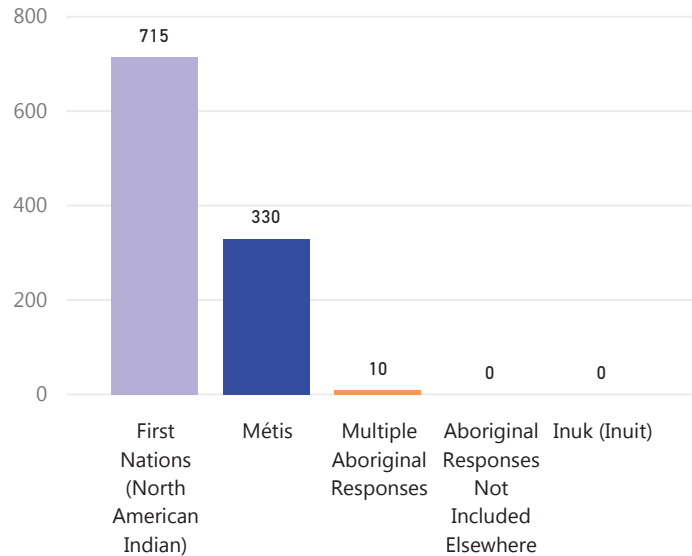


Diversity

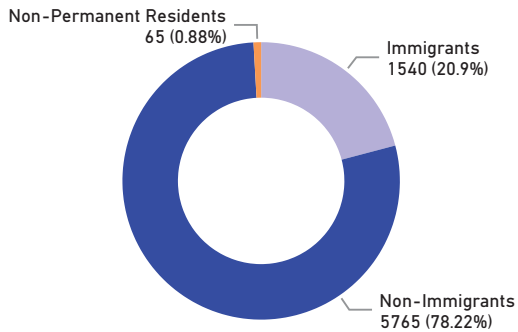
Population by Aboriginal Identity



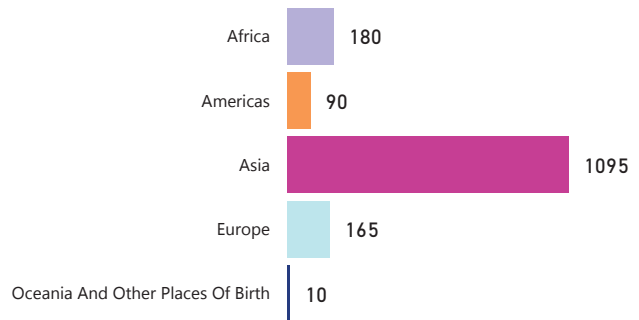
Population by Aboriginal Identity



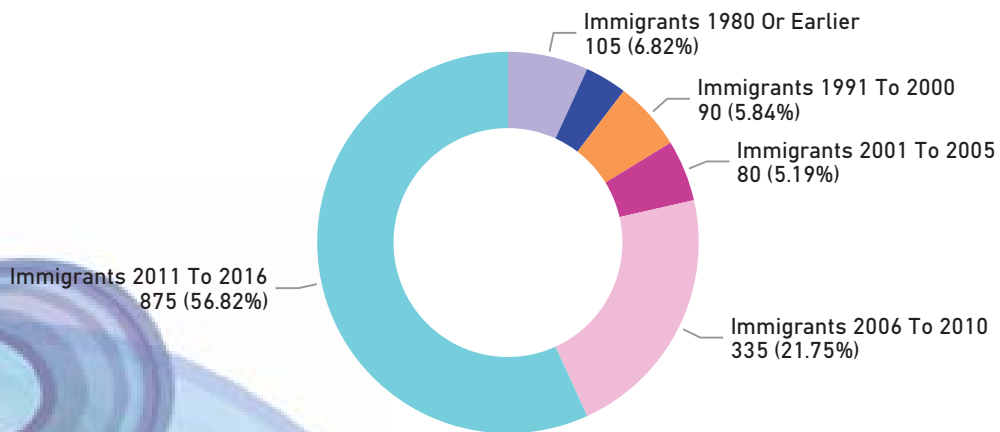
Population by Immigration Category



Immigrant Population by Region of Birth

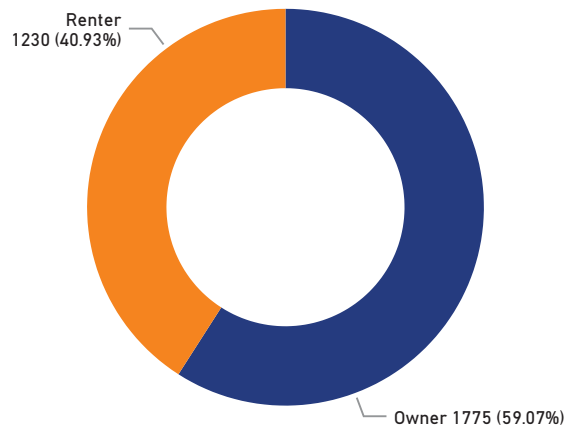
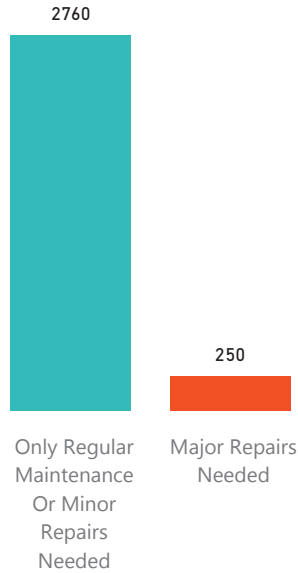


Immigrant Population by Year of Immigration



Housing

Private Dwellings Requiring Repairs      Private Dwellings By Tenure



Percent of Owner Households spending 30% or more of household income on Shelter

**12.10%**

% of Owner Households

Percent of Tenant (Renter) Households spending 30% or more of household income on Shelter

**41.50%**

% of Tenant Households

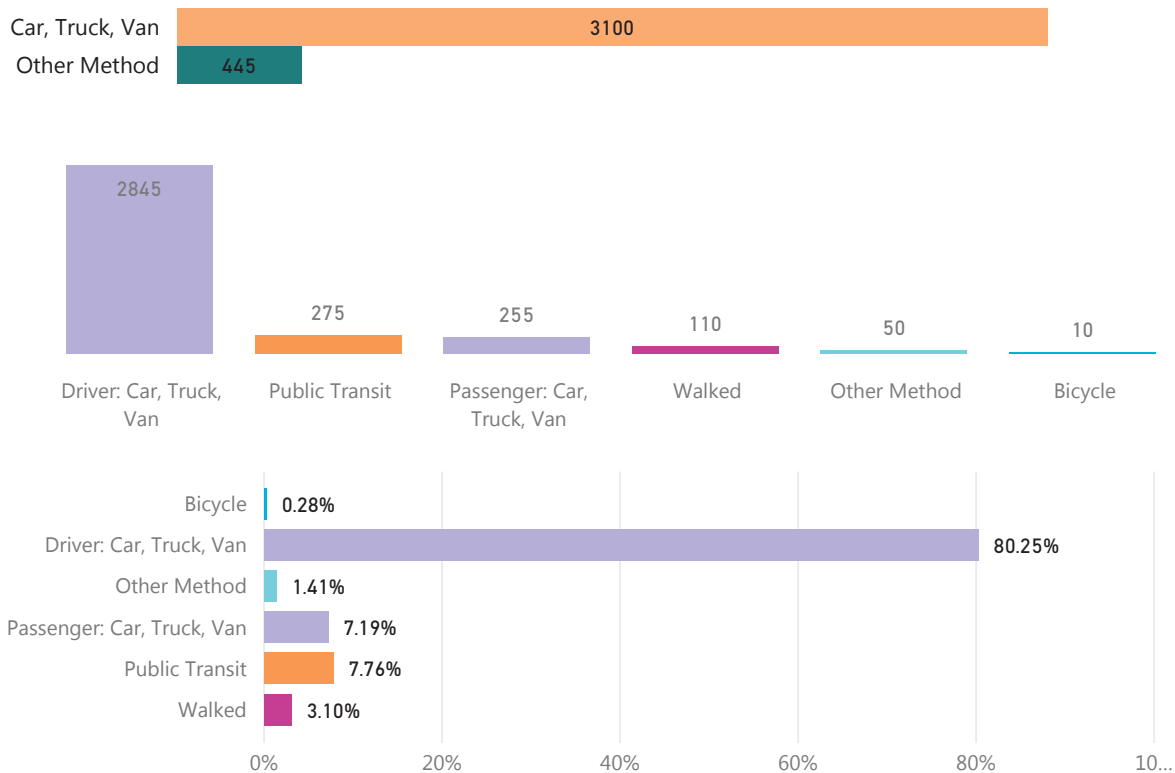
Private Dwellings by Structure type

Structure Type	Number
Single-Detached House	1840
Semi-Detached House	75
Row House	145
Other Single-Attached House	0
Movable Dwelling	0
Apartment Or Flat In A Duplex	15
Apartment In A Building That Has Five Or More Storeys	35
Apartment In A Building That Has Fewer Than Five Storeys	910
<b>Total</b>	<b>3020</b>



## Transportation

Main mode of commuting for the employed labour force aged 15 years and over in private households with a usual place of work or no fixed workplace address



## Notes

- 1) The source of all information in this section of the Neighbourhood Profiles is from Statistics Canada, 2016 Census of Population.
- 2) To ensure confidentiality, Statistics Canada has rounded the values of the data either up or down to a multiple of 5 or 10.
- 3) The percentages in some of the tables and figures have been rounded and may not add to 100%.
- 4) All of the figures except the total population and the breakdown by age and sex are based on the population living in private dwellings, that is, not in collective dwellings. Collective dwellings include rooming houses, hotels, motels, nursing homes, hospitals, staff residences, group homes, and corrections facilities.
- 5) For definitions, see 2016 Statistics Canada Census Dictionary (<https://www12.statcan.gc.ca/census-recensement/2016/ref/dict/index-eng.cfm>)